













## WIRING ACCESSORIES

### Plugs, European (continuation)

	Cat.No.	Description	Fig.	
 <p><b>9</b></p>	385243	Multiway plug, 2-pole and earth, 'Schuko'	9	
	385250	Multiway plug, 2-pole and earth, 'Schuko' rubber	10	
	385252	Plug-in switch 16A single 'Schuko'	11	
	385254	Plug-in switch 16A double 'Schuko'	12	
	385262	Belgian standard, 2-pole with rim and hole earth connection	13	
	385256	Timer switch 24H 230VAC 16A 'Schuko'	14	
 <p><b>10</b></p>	 <p><b>11</b></p>	 <p><b>12</b></p>	 <p><b>13</b></p>	 <p><b>14</b></p>

### Plugs, Japanese/American

	Cat.No.	Description	Fig.
 <p><b>1</b></p>	385290	2 flat pins	1
	385298	Multiway plug, 2 flat pins	2
	385306	3 flat pins	3
	385314	2 flat pins and U-pin, rubber	4
	385322	2 flat pins and U-pin	5
 <p><b>2</b></p>	 <p><b>3</b></p>	 <p><b>4</b></p>	 <p><b>5</b></p>