

## High Speed Oven

Project \_\_\_\_\_  
 Item \_\_\_\_\_  
 Quantity \_\_\_\_\_  
 CSI Section 11400  
 Approved \_\_\_\_\_  
 Date \_\_\_\_\_

### Merrychef connex® 12 (Marine)



#### Features

- The connex®12 is the most versatile, high speed oven on the market.
- An all-in-one unit ideally suited to rapidly cook, toast, grill and reheat fresh or frozen food, eliminating the need for other appliances.
- Cooking up to 20x faster than other cooking methods it can provide hot food on demand.
- It has the largest cavity 30.5cm x 30.5cm (12" x 12") to oven width 35.5mm (14") ratio, and fits on a 600mm worktop, perfect when space is at a premium.
- Suitable for front-of-house, operating quietly and easy to install due to ventless cooking capabilities through a built-in catalytic converter, eliminates the need for an extraction fan.
- Cool to touch exterior makes it safe to locate anywhere with no need to allow space around the unit.
- Easy to operate with a 7" HD widescreen display and new generation easyTouch®2.0, icon driven controller, ensuring consistent, high quality dishes.
- Highly robust glass surrounds the easyTouch®2.0 controller.

- Full high grade stainless steel construction inside and out to meet the demands of a corrosive Marine environment.
- Designed to endure the elevated levels of vibration and shock for Marine application.
- Patented easy access front mounted air filter and a sealed rounded edge cavity makes it easy to clean.
- Wi-Fi ethernet connected with access to KitchenConnect cloud for remotely updating menus across multiple ovens (or, via a USB memory stick).
- Supplied with stainless steel mounting brackets for bolted or welded installation the connex 12 Marine is the ideal solution, delivering fresh hot food, quickly and on demand at the touch of an image.

#### Included accessories

- Flat cook plate.
- Guarded hand paddle with supporting side walls.
- Cooking tray, full size.
- Cool down pan.
- Cook plate liner.

For a wide range of accessories recommended to get greater flexibility out of the connex®12 and significantly reduce cleaning time visit [www.merrychef.com/products/accessories](http://www.merrychef.com/products/accessories)

### Specifications

High speed Technology® combines three heat technologies:

- Microwave
- Convection
- Tuned impingement.

#### MICROWAVE POWER

- Microwave setting options: Off and 5-100% in 1% increments.
- Microwave distribution system uses a rotating active antenna to ensure even heating throughout the food.

#### CONVECTED HEAT

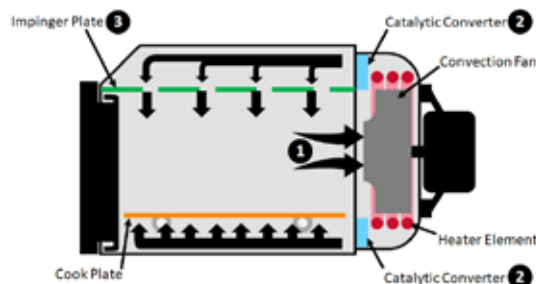
- Temperature setting options: Off and 212°F (100°C) to 527°F (275°C) in 1°C increments.
- The Heat distribution system is via Tuned Impingement, ensuring the most even browning.

#### VENTILATION

- Ventless certification. EPA 202 tested (8 hr).
- Internal catalytic filtration to limit grease and odour emissions.

#### easyTouch® 2.0 CONTROL SYSTEM

- Icon driven, HD colour touch screen control panel with unlimited storage for multi-stage cooking profiles.
- Each cooking profile offers up to six (6) stages with programmable cooking times, microwave power settings and written and/or pictorial user instructions for each stage.
- Self diagnostics capability to monitor components.
- Easy menu updates or data transfer via USB memory stick and KitchenConnect cloud.



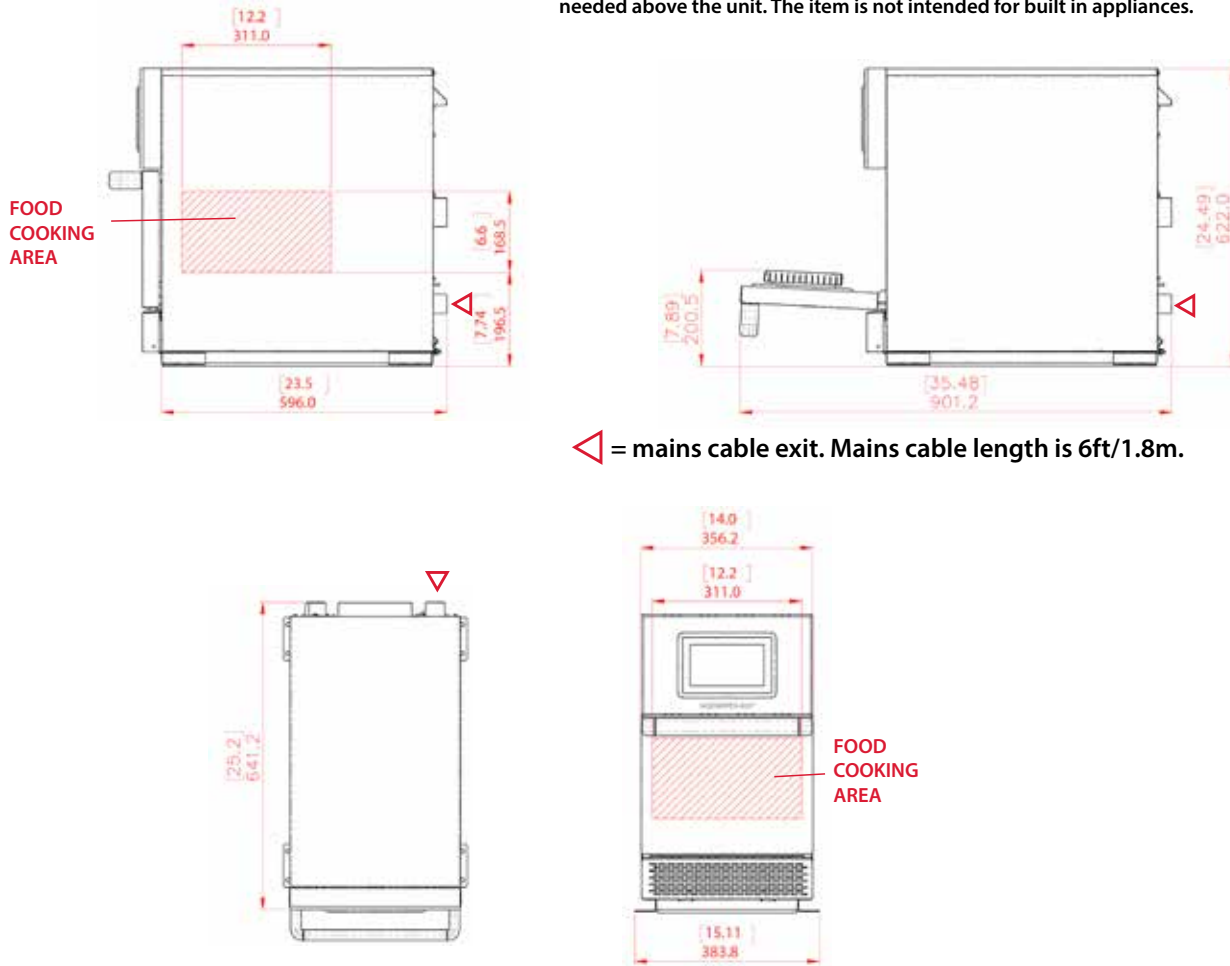
#### HOW IT WORKS

The convection fan pulls air in through the back of the cavity (1). This is then heated and returned to the cavity through the catalytic converters (2) and impinger plate (3) to produce an even heat pattern in the oven. This heat pattern allows food to cook evenly and produces a crisp golden finish, every time.



Merrychef connex® 12 (Marine)

**No clearance required around the sides of the unit, a 2" clearance is needed above the unit. The item is not intended for built in appliances.**

**DIMENSIONS/WEIGHTS: BOXED OVEN**



MODEL	OVERALL SIZE			WEIGHT	
	HEIGHT	WIDTH	DEPTH	STANDARD POWER	HIGH POWER
conneX®12	33.7" (855 mm)	20.5" (520 mm)	32.3" (820 mm)	NET 133 lbs. (60 kg)	NET 151 lbs. (68.7 kg)

### DIMENSIONS/WEIGHTS: OVEN

MODEL	OVERALL SIZE			WEIGHT	
	HEIGHT	WIDTH	DEPTH	STANDARD POWER	HIGH POWER
conneX®12	24.4" (619 mm)	14.0" (356.2 mm)	25.2" (641.2 mm)	NET 111 lbs. (50 kg)	NET 130 lbs. (58.7 kg)

\*This is not consumption. \*\*This is approx. microwave power output.  
Merrychef recommend installing a Type D circuit breaker whilst remaining in accordance with local regulations.

## POWER REQUIREMENTS & OUTPUT

Model	Model number	Finish	ELECTRICAL SUPPLY							POWER OUTPUT (APPROX.)		
			Voltage	Frequency	Arrangement and connections	Plug Type	Plug image	Plug phase current rating*	Max. power input	Microwave** (IEC 705) 100%	Convected heat	Combination mode
conneX <sup>®</sup> 12 standard power	X12FXMV6SXL1CLMR	Stainless steel	208-240V	60Hz	Twin Pole 2P+GND	NEMA L6-15P		15A	3680 W	1000 W	2200 W	1000 W** + 1300 W
conneX <sup>®</sup> 12 high power	X12DBMV6DHL1CLMR	Stainless steel	208-240V	60Hz	Twin Pole 2P+GND	NEMA L6-30P		30A	6000 W	2000 W	2200 W	2000 W** + 2200 W

Welbilt reserves the right to make changes to the design or specifications without prior notice.