



CASTLE PUMPS LTD

Marine & Offshore Pump Solutions



azcuepumps

Castle Pumps Ltd
the UK agent of Azcue



azcuepumps

Azcue Pumps have over 100 years' experience in the manufacturing and design of marine type approved pumping solutions.

With pumps installed in over 10,000 vessel builds, you have the confidence that your requirements are likely to have been solved before. Azcue Pumps offer a complete range of marine pump solutions; with pumps not just for sea water, but for fuel, lubricating oils, black/grey water and fish waste. Complete pump packages are available from one manufacturer fulfilling applications from engine cooling to bilge pumping to fuel transfer.



Why choose Azcue?

- ✓ Marine type approval – all pumps are verified for use on board vessels
- ✓ 100% pump testing regime and class certification available
- ✓ Own foundry in Spain for complete production control
- ✓ Guaranteed supply of spares for 15 years
- ✓ Complete pump packages from one manufacturer
- ✓ Interchangeable spares to reduce on board stock holding
- ✓ Built to match existing pump and pipework for easy replacement
- ✓ Fast track production on selected models
- ✓ Packed to ISPM15 as standard



ELECTRIC DRIVE
PUMP



Castle Pumps Ltd Azcue UK agents

Azcue Pumps are distributed in the UK by agents Castle Pumps, who receive weekly shipments direct from the Azcue factory in Spain. As a single source supplier of all Azcue marine pumps and genuine spare parts, Castle Pumps have built over many years the technical expertise in specifying the best pump for the application at hand.

Whatever the process,
we have the pump

Application	LN	VM	CM	LD	VR	VB, VA	VRX	BTR	VSS	VST	CP	MN	AN	BOB	CA	MA	MO, BR, BR-RR	BT Range	MUD	RA	C	BS-S	RKZ	B Diaphragm	Submersible	KL-LB
Ballast	•	•	•	•		•						•	•	•	•											
Bilge															•					•		•	•	•	•	•
Black/Grey Water	•	•	•	•	•		•		•	•	•	•	•	•	•								•		•	
Boiler Feed												•	•				•				•					
Cooling	•	•	•	•	•	•					•	•	•	•		•	•			•	•					
Condensate																•	•									
Fire Fighting	•	•	•		•	•							•	•	•						•	•	•			
Fish Transfer							•	•																		
Fuel Transfer																	•	•								
Fume Scrubber	•		•	•		•							•	•							•					
Lubricant Transfer									•	•						•	•	•		•			•			
Reverse Osmosis																•	•									
Sea Water	•	•	•	•	•	•	•		•	•	•	•	•	•	•	•	•			•	•	•	•			
Sewage							•	•							•											
Thermal Oil													•													
Mud Drilling																			•							

Impeller types

Options include; open impellers for handling soft particles; closed impellers for high efficiency and volatile fluids; vortex impellers for stringy solids and debris; cutter impellers for cutting up large amounts of solids; and mixed flow impellers.

Material choices

Azcue offer pumps in a full range of materials. Typically, cast iron is used for fresh water and fuel oils and bronze/aluminium for seawater; however pumps are also available in stainless and duplex stainless steel.

Drive options

As well as common electric motors, which we supply in various voltages and frequencies, Azcue also offer pumps with hydraulic and diesel engine driven motors.



CAST IRON PUMPS

Technical considerations

Spacer coupling

Can be fitted to vertical pumps to ensure that wearing parts can be replaced without having to remove the motor.

Back pull out design

Enables the motor to be removed without disconnecting the pump from the pipework.

Magnetic coupling

Removes the need for a mechanical seal eliminating the chance of leakage and reducing service intervals.

Priming options

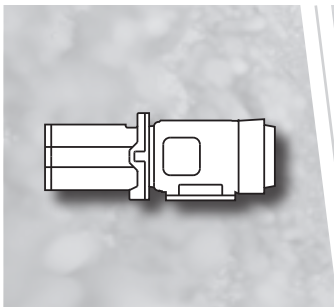
Azcue offer both air ejectors and electric priming pumps for applications where a short priming time is required, or where it is not possible to keep the suction flooded.

Frequency drive

Used to regulate a pump's motor when full power is not required, thus saving money in wasted energy consumption. Azcue offer a sea water cooling pump that adjusts the speed of the motor based on the water temperature. This system can provide savings of up to 80%, with a typical payback period of one year.



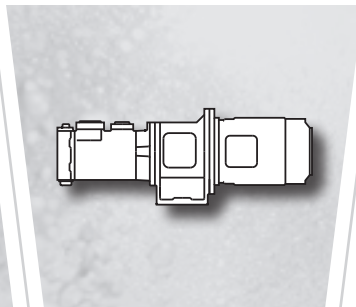
Screw Pumps



BT-MB

Close Coupled

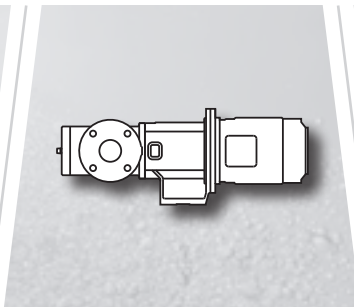
Max Head:	500m
Q Max:	10m³/h
Max Temp:	100°C
Ports:	DN 1" - 1½"



BT-HM

Spacer Coupling

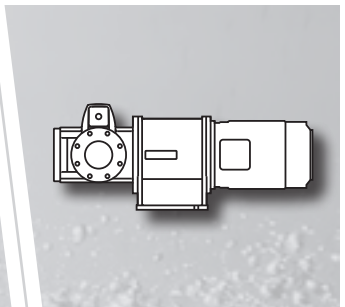
Max Head:	160m
Q Max:	10m³/h
Max Temp:	160°C
Ports:	DN 1" - 1½"



BT-IL

Spacer Coupled, Flanged

Max Head:	160m
Q Max:	35m³/h
Max Temp:	160°C
Ports:	DN 50-100

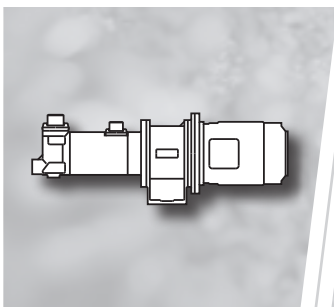


BT-LH

High Flow, Horizontal

Max Head:	120m
Q Max:	190m³/h
Max Temp:	160°C
Ports:	DN 125-150

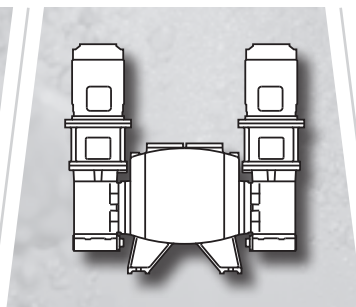
Screw Pumps



BT-HH

High Pressure, Horizontal

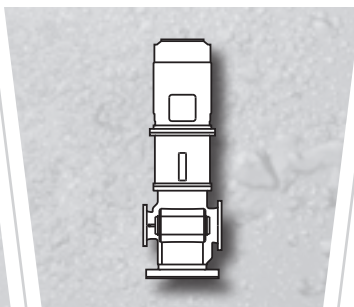
Max Head:	500m
Q Max:	30m³/h
Max Temp:	100°C
Ports:	DN 25-65



BLOC

Pumping Module

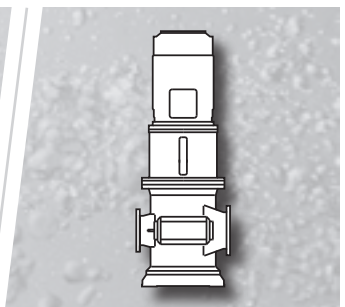
Max Head:	160m
Q Max:	10m³/h
Max Temp:	160°C
Ports:	DN 1" - 1½"



BT-LV

High Flow, Vertical

Max Head:	120m
Q Max:	190m³/h
Max Temp:	160°C
Ports:	DN 125-150

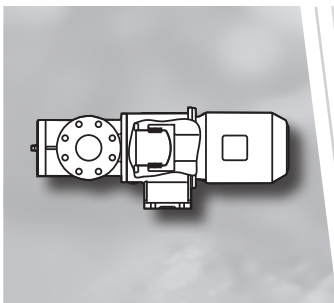


BT-DF/DG

High Flow, Vertical

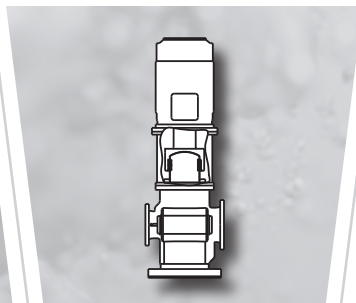
Max Head:	120m
Q Max:	450m³/h
Max Temp:	100°C
Ports:	DN 200-250

Screw Pumps



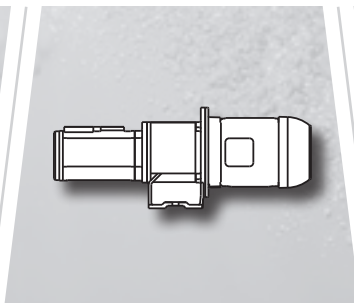
BT-MG Magnetic Coupling, Horizontal

Max Head:	160m
Q Max:	190m³/h
Max Temp:	160°C
Ports:	DN 25-150



BT-MG Magnetic Coupling, Vertical

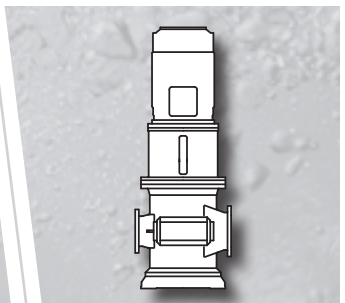
Max Head:	120m
Q Max:	480m³/h
Max Temp:	160°C
Ports:	DN 125-150



BT-LS

Low Sulphur, Horizontal

Max Head:	160m
Q Max:	190m³/h
Max Temp:	160°C
Ports:	DN 25-150



BT-LS

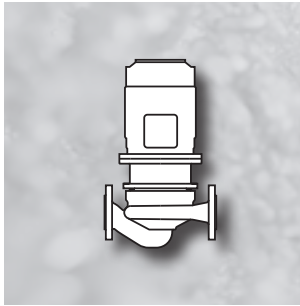
Low Sulphur, Vertical

Max Head:	120m
Q Max:	450m³/h
Max Temp:	100°C
Ports:	DN 200-250



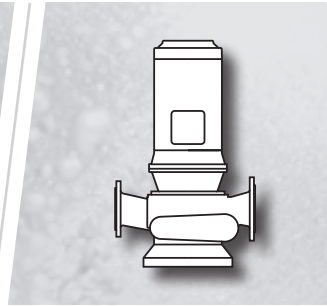


Vertical Inline Centrifugal



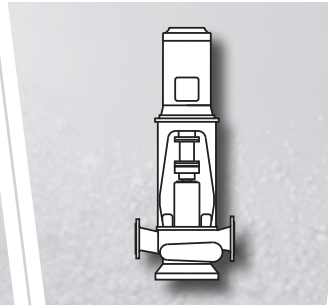
LN Close Coupled, based on DIN 24255

Max Head:	100m
Q Max:	700m³/h
Max Temp:	120°C
Ports:	DN 50-250



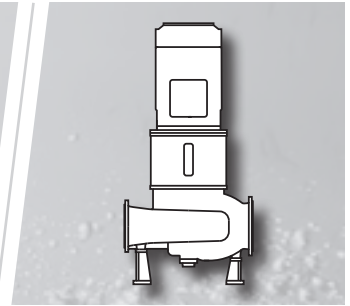
VM Close Coupled

Max Head:	130m
Q Max:	1000m³/h
Max Temp:	120°C
Ports:	DN 50-150



CM Close Coupled, Spacer

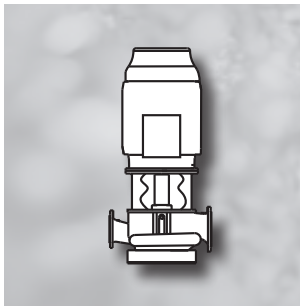
Max Head:	130m
Q Max:	1500m³/h
Max Temp:	120°C
Ports:	DN 50-250



LD Double Suction Impeller

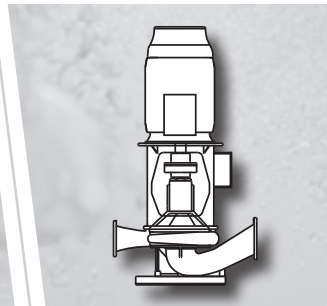
Max Head:	60m
Q Max:	5000m³/h
Max Temp:	120°C
Ports:	DN 300-400

Vertical Inline Centrifugal



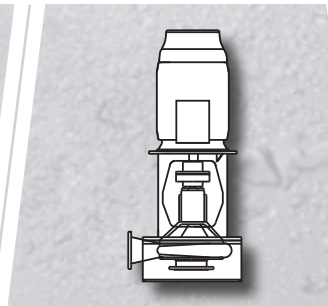
VR Close Coupled, Ball Bearing

Max Head:	130m
Q Max:	1500m³/h
Max Temp:	120°C
Ports:	DN 80-250



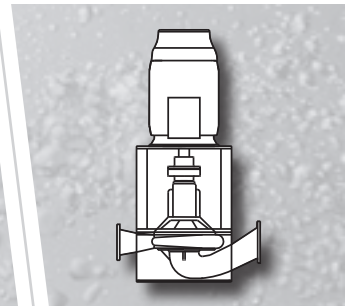
VB Long coupled

Max Head:	190m
Q Max:	2000m³/h
Max Temp:	120°C
Ports:	DN 150-250



VA Long Coupled, Axial Suction

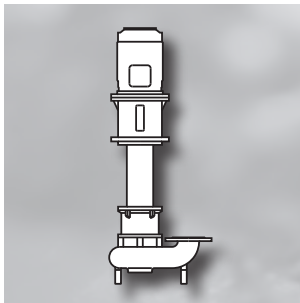
Max Head:	190m
Q Max:	2000m³/h
Max Temp:	120°C
Ports:	DN 150-250



SPECIAL EXECUTIONS

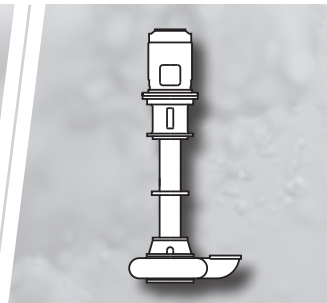
Max Head:	190m
Q Max:	2000m³/h
Max Temp:	120°C
Ports:	DN 150-250

Immersed



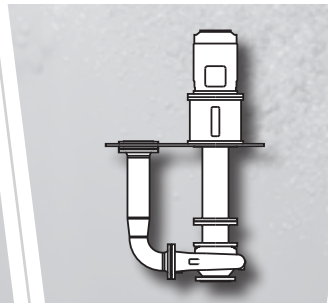
VRX Vortex Impeller

Max Head:	30m
Q Max:	500m³/h
Max Temp:	100°C
Ports:	DN 50-200




BTR Cutting Impeller

Max Head:	10m
Q Max:	80m³/h
Max Temp:	80°C
Ports:	DN 125



VSS Based on DIN 24255

Max Head:	100m
Q Max:	700m³/h
Max Temp:	100°C
Ports:	DN 32-150

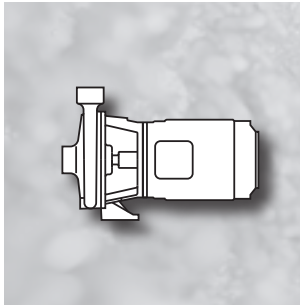


VST Based on DIN 24255, for Lube Oil

Max Head:	80m
Q Max:	2000m³/h
Max Temp:	100°C
Ports:	DN 250-350

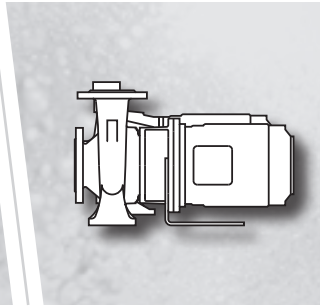


Horizontal Centrifugal



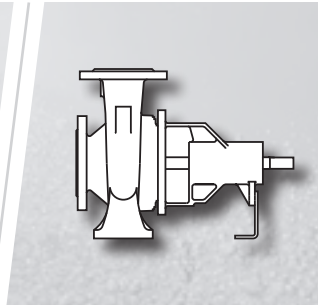
CP Close Coupled

Max Head:	50m
Q Max:	75m³/h
Max Temp:	80°C
Ports:	DN 1" - 3"



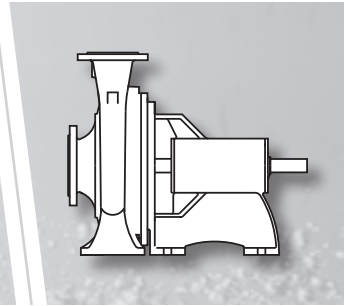
MN Close Coupled, DIN 24255

Max Head:	100m
Q Max:	500m³/h
Max Temp:	120°C
Ports:	DN 32-150



AN Long Coupled, DIN 24255

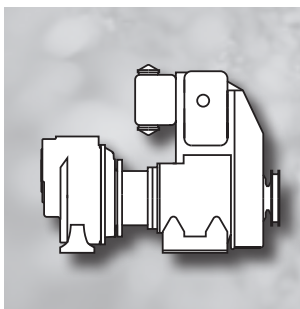
Max Head:	100m
Q Max:	700m³/h
Max Temp:	120(190)°C
Ports:	DN 32-150



BOB Long Coupled, Flexible Coupling

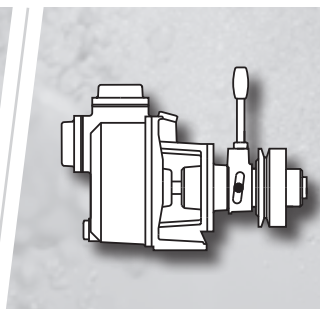
Max Head:	30-150m
Q Max:	2000m³/h
Max Temp:	120°C
Ports:	DN 100-250

Self Priming Centrifugal



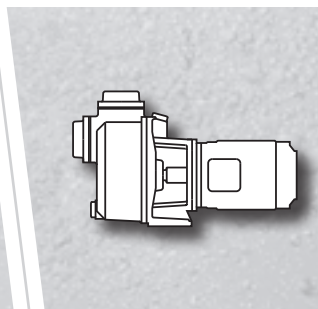
CA Close Coupled, Engine Driven

Max Head:	100m
Q Max:	100m³/h
Max Temp:	90°C
Ports:	DN 1¼" - 80



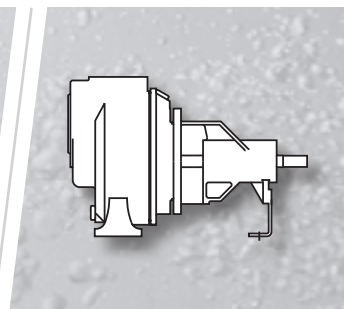
CA Close Coupled, Clutch Driven

Max Head:	60m
Q Max:	100m³/h
Max Temp:	90°C
Ports:	DN 1¼" - 80



CA Monobloc, Close Coupled

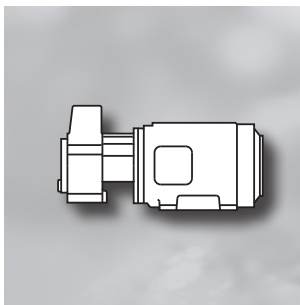
Max Head:	105m
Q Max:	200m³/h
Max Temp:	90°C
Ports:	DN 1¼" - 125



CA Bareshaft

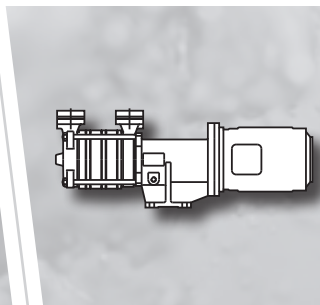
Max Head:	105m
Q Max:	300m³/h
Max Temp:	90°C
Ports:	DN 1¼" - 150

Side Channel



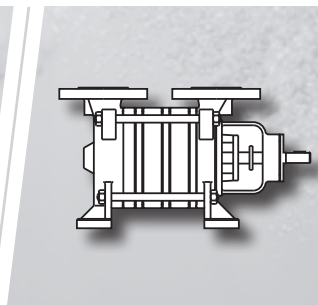
MA Close Coupled

Max Head:	60m
Q Max:	3m³/h
Max Temp:	90°C
Ports:	DN 1"



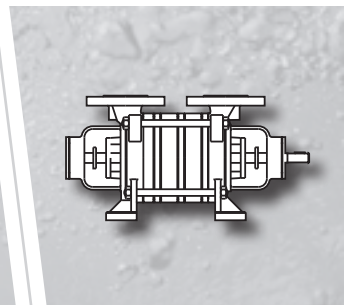
MO Monobloc, Multistage

Max Head:	225m
Q Max:	9m³/h
Max Temp:	90°C
Ports:	DN 1" - 1½"



BR Long Coupled, Multistage

Max Head:	225m
Q Max:	45m³/h
Max Temp:	90°C
Ports:	DN 25-65

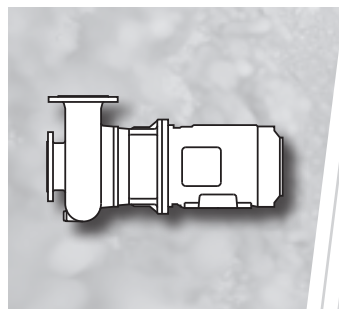


BR-RR Reinforced Long Coupled, Multistage

Max Head:	225m
Q Max:	45m³/h
Max Temp:	90°C
Ports:	DN 25-65

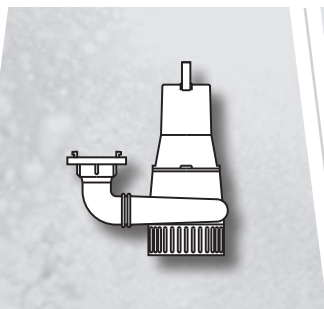


Other Rotodynamic Pumps



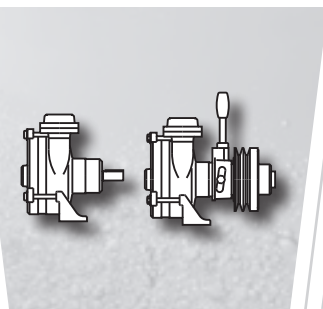
VRX Monobloc, Vortex Impeller

Max Head:	30m
Q Max:	500m³/h
Max Temp:	100°C
Ports:	DN 50-200



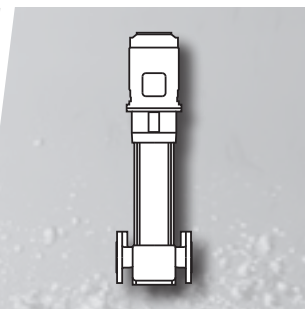
SUBMERSIBLE

Max Head:	30m
Q Max:	400m³/h
Max Temp:	50°C
Ports:	DN 1" - 200



RA Reversible, Side Channel

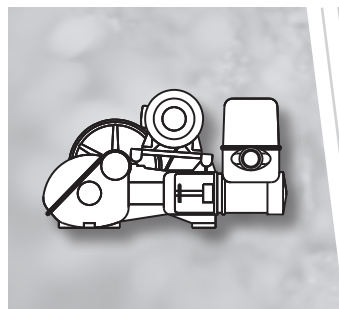
Max Head:	60m
Q Max:	18m³/h
Max Temp:	90°C
Ports:	DN 1" - 1½"



C Multistage, Vortex Impeller


Max Head:	200m
Q Max:	40m³/h
Max Temp:	120°C
Ports:	DN 1" - 3"

Other Positive Displacement Pumps




BS-S Horizontal, Piston

Max Head:	100m
Q Max:	45m³/h
Max Temp:	80°C
Ports:	DN 1" - 3"



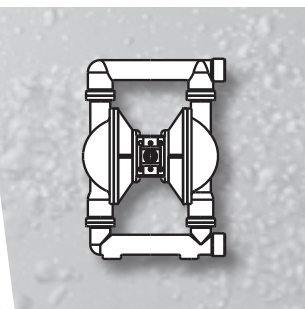
RKZ Vertical, Piston

Max Head:	100m
Q Max:	300m³/h
Max Temp:	80°C
Ports:	DN 80-200



KL-KB Eccentric Screw

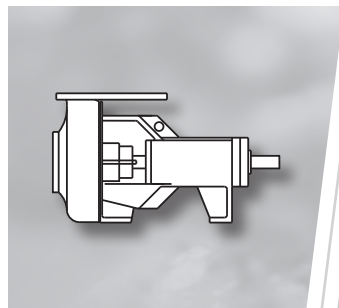
Max Head:	40m (80m)
Q Max:	120m³/h
Max Temp:	80°C
Ports:	DN 80-200



B Diaphragm

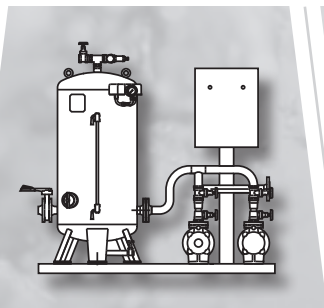
Max Head:	70m
Q Max:	70m³/h
Max Temp:	90°C
Ports:	DN 1" - 3"

Special Applications



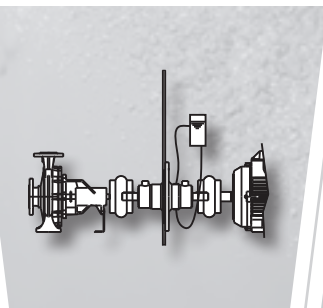
MUD PUMP Mud Driller, Centrifugal

Max Head:	165m
Q Max:	1100m³/h
Max Temp:	100°C
Ports:	DN 2" - 8"



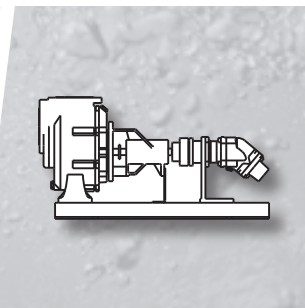
HYDROPHORE PRESSURE SETS

Max Head:	100m
Q Max:	25/150m³/h
Max Temp:	90°C
Ports:	DN 1" - 50(80)



BULKHEAD PENETRATIONS

RPM:	Variable
Max Temp:	120°C



HYDRAULIC DRIVEN PUMPS

RPM:	Variable
Q Max:	1900m³/h
Max Temp:	120°C
Ports:	DN 25-250



Accredited to
enable you to buy
with confidence.



Why choose Castle Pumps?

- ✓ Long standing technical expertise in the marine and offshore pump market.
- ✓ Single source supplier for all pumping solutions and genuine replacement parts.
- ✓ Customised packaged pump sets – more than just off the shelf products.
- ✓ Multi-lingual technical sales engineers, fluent in French and Spanish.
- ✓ Worldwide shipping via air, sea or road using IATA, BIFA and RHA members.



CASTLE PUMPS LTD

T +44 (0)1773 533 283

E sales@castlepumps.com

W castlepumps.com

Castle Pumps Ltd 16 Farrington Way
Eastwood, Nottingham, NG16 3BF