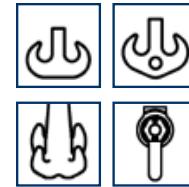
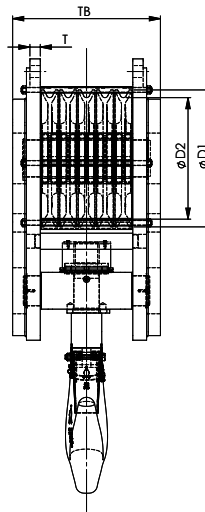
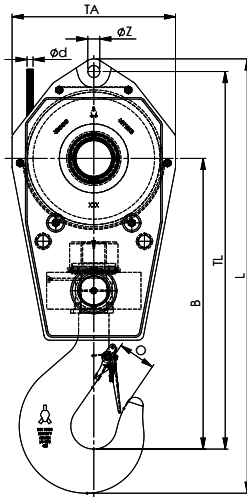




BLOCKS

STANDARD REEVE CRANE BLOCKS

5 SHEAVES



- DOUBLE HOOK
- DOUBLE HOOK WITH SHACKLE HOLE
- QUAD HOOK
- SHACKLE STUD EYE

MODEL NO.	WLL (UST)	FOR WIRE ØD INCH	DIMENSIONS (INCH)										WEIGHT (LBS)
			ØD1	ØD2	B	O	TA	TB	TL	L	T	ØZ	
SRB 355.xx.5.55.E	60	9/16 - 7/8	16.1	14.0	33.0	4.4	19.7	17.4	44.6	51.4	TBD	TBD	1100
SRB 360.xx.5.64.E	70	5/8 - 7/8	16.1	14.2	39.1	4.4	19.7	17.2	47.2	54.1	TBD	TBD	1320
SRB 360.xx.5.80.E	88	5/8 - 7/8	16.1	14.2	39.1	4.9	19.7	21.2	50.5	58.1	TBD	TBD	1805
SRB 400.xx.5.80.E	88	5/8 - 1	18.1	15.7	40.7	4.9	22.4	21.3	53.7	61.6	TBD	TBD	1835
SRB 400.xx.5.73.E	80	5/8 - 1	18.1	15.7	37.6	4.4	22.4	19.8	49.6	56.7	TBD	TBD	1650
SRB 400.xx.5.82.E	90	5/8 - 1	18.1	15.7	40.7	4.9	22.4	21.3	53.7	61.6	TBD	TBD	1800
SRB 450.xx.5.82.E	90	3/4 - 11/8	20.3	17.7	42.2	4.9	23.6	21.9	56.3	64.2	TBD	TBD	2250
SRB 450.xx.5.100.E	110	3/4 - 11/8	20.3	17.7	44.4	5.5	23.6	21.9	58.5	67.6	TBD	TBD	2500
SRB 528.xx.5.125.E	137.5	7/8 - 11/4	23.4	20.8	49.7	6.3	28.0	25.3	66.8	76.6	TBD	TBD	3500
SRB 528.xx.5.137.5.E	150	7/8 - 11/4	23.4	20.8	52.5	6.3	28.0	21.7	50.1	77.8	TBD	TBD	3500
SRB 528.xx.5.160.E	176	7/8 - 11/4	23.4	20.8	55.4	7.1	28.0	22.1	70.7	81.8	TBD	TBD	3640
SRB 670.xx.5.200.E	220	1 - 13/8	29.9	26.4	64.6	7.9	34.3	31.6	83.9	95.9	TBD	TBD	7830

NOTE xx = To be replaced by metric wire size in final part number • TBD = These dimensions vary with wire size

- The dimensions in this table are indicative only. A drawing will always be submitted prior to production and will be the leading document when discussing dimensions.
- Blocks shown here are standard models; inquiries for custom versions are welcome.
- Refer to wire rope manufacturers D/d ratio guideline.
- Hook locking pin included on all blocks 40M ton and higher

Minimum Ultimate Strength = 4 x WLL.



P. O. Box 596 (90748) • 910 Mahar Ave., Wilmington, CA 90744

(800) 322-3131 • (310) 522-9698 • Fax: (310) 522-1043

E-Mail: sales@watermansupply.com

www.watermansupply.com

TradeNet ID 61935