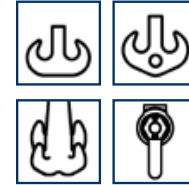
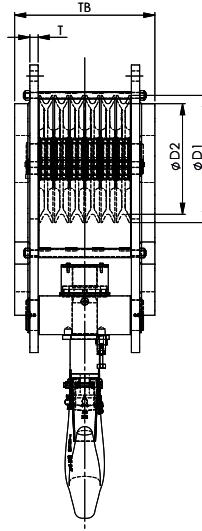
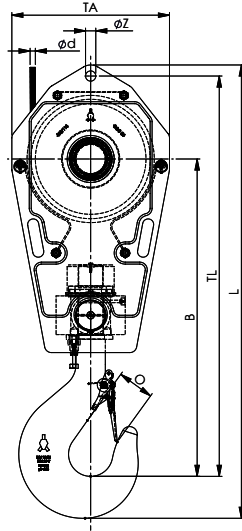




BLOCKS

FAST REEVE CRANE BLOCKS

6 SHEAVES



- DOUBLE HOOK
- DOUBLE HOOK WITH SHACKLE HOLE
- QUAD HOOK
- SHACKLE STUD EYE

MODEL NO.	WLL (UST)	FOR WIRE ØD INCH	DIMENSIONS (INCH)										WEIGHT (LBS)
			ØD1	ØD2	B	O	TA	TB	TL	L	T	ØZ	
FRB 360.xx.6.64.E	70	5/8 - 7/8	16.5	14.2	38.3	4.4	20.1	20.6	48.9	50.3	TBD	TBD	1495
FRB 400.xx.6.64.E	70	5/8 - 1	18.1	15.7	41.9	4.4	22.4	20.0	53.7	60.5	TBD	TBD	1700
FRB 400.xx.6.82.E	90	5/8 - 1	18.1	15.7	45.2	4.9	22.4	20.0	57.0	62.9	TBD	TBD	1800
FRB 450.xx.6.82.E	90	3/4 - 11/8	20.3	17.7	46.7	4.9	23.6	19.8	62.2	68.1	TBD	TBD	2000
FRB 450.xx.6.100.E	110	3/4 - 11/8	20.3	17.7	49.7	5.5	23.6	22.9	62.9	69.6	TBD	TBD	2500
FRB 528.xx.6.100.E	110	7/8 - 11/4	23.4	20.8	50.1	5.5	28.0	19.0	64.9	73.4	TBD	TBD	2500
FRB 528.xx.6.137.E	150	7/8 - 11/4	23.4	20.8	52.5	6.3	28.0	23.7	67.8	77.8	TBD	TBD	3500
FRB 528.xx.6.150.E	165	7/8 - 11/4	23.5	20.8	61.1	7.1	28.0	25.3	79.5	87.9	TBD	TBD	4000
FRB 528.xx.6.160.E	176	7/8 - 11/4	23.5	20.8	62.2	7.1	28.0	26.9	77.4	85.7	TBD	TBD	4275
FRB 528.xx.6.160.EB	176	7/8 - 11/4	23.5	20.8	62.2	7.1	28.0	26.9	77.8	86.1	TBD	TBD	4500
FRB 528.xx.6.182.E	200	7/8 - 11/4	23.5	20.8	63.0	7.1	28.0	25.3	79.5	87.9	79.5	2232	4500
FRB 528.xx.6.200.E	220	7/8 - 11/4	23.5	20.8	63.0	7.9	28.0	25.3	79.5	87.9	79.5	2232	5500
FRB 575.xx.6.182.E	200	15/16 - 11/4	25.6	22.6	61.1	7.1	30.3	24.5	77.4	88.4	TBD	TBD	4500
FRB 575.xx.6.182.EB	200	15/16 - 11/4	25.6	22.6	61.1	7.1	30.3	27.2	77.4	88.4	TBD	TBD	5500
FRB 575.xx.6.209.E	230	15/16 - 11/4	25.6	22.6	65.4	7.9	30.3	23.7	81.9	91.2	TBD	TBD	6500
FRB 670.xx.6.235.E	258.5	1 - 11/2	29.9	26.4	67.6	7.9	34.3	37.5	86.9	96.1	TBD	TBD	9150

NOTE xx = To be replaced by metric wire size in final part number • TBD = These dimensions vary with wire size

- The dimensions in this table are indicative only. A drawing will always be submitted prior to production and will be the leading document when discussing dimensions.
- Blocks shown here are standard models; inquiries for custom versions are welcome.
- Refer to wire rope manufacturers D/d ratio guideline.
- Hook locking pin included on all blocks 40M ton and higher

Minimum Ultimate Strength = 4 x WLL.



P. O. Box 596 (90748) • 910 Mahar Ave., Wilmington, CA 90744
 (800) 322-3131 • (310) 522-9698 • Fax: (310) 522-1043
 E-Mail: sales@watermansupply.com
 www.watermansupply.com
 TradeNet ID 61935