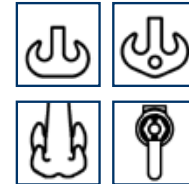
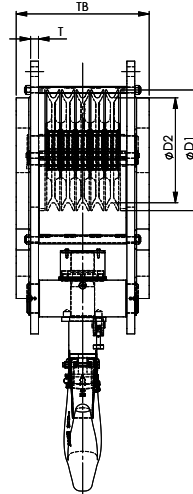
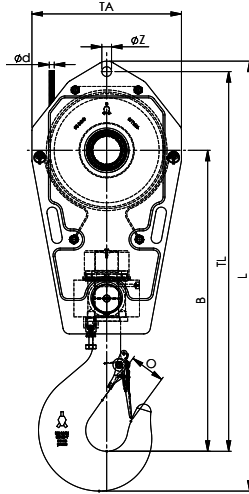




# BLOCKS

## FAST REEVE CRANE BLOCKS

5 SHEAVES




- DOUBLE HOOK
- DOUBLE HOOK WITH SHACKLE HOLE
- QUAD HOOK
- SHACKLE STUD EYE

MODEL NO.	WLL (UST)	FOR WIRE ØD INCH	HOOK SIZE	DIMENSIONS (INCH)										WEIGHT (LBS)
				ØD1	ØD2	B	O	TA	TB	TL	L	T	OZ	
FRB 355.xx.5.50.E	55	9/16 - 7/8	12	16.1	14.0	37.8	3.9	19.7	15.0	48.2	52.8	TBD	TBD	1100
FRB 355.xx.5.55.E	60	9/16 - 7/8	12	16.1	14.0	37.8	3.9	19.7	15.0	48.2	52.8	TBD	TBD	1100
FRB 355.xx.5.55.E-1	60	9/16 - 7/8	12	16.1	14.0	37.8	3.9	19.7	15.0	48.2	52.8	TBD	TBD	1280
FRB 360.xx.5.64.E	70	5/8 - 7/8	16	16.5	14.2	39.3	4.4	20.1	15.4	49.9	56.8	TBD	TBD	1340
FRB 360.xx.5.70.E	77	5/8 - 7/8	16	16.5	14.2	39.3	4.4	20.1	15.4	49.9	56.8	TBD	TBD	1340
FRB 360.xx.5.82.EB	90	5/8 - 7/8	20	16.5	14.2	42.6	4.9	20.1	19.0	53.2	59.1	TBD	TBD	1805
FRB 400.xx.5.82.EA	90	5/8 - 1	20	18.1	15.7	45.2	4.9	22.4	20.0	57.0	62.9	TBD	TBD	1455
FRB 400.xx.5.82.EB	90	5/8 - 1	20	18.1	15.7	45.2	4.9	22.4	20.0	57.0	62.9	TBD	TBD	1600
FRB 400.xx.5.82.EC	90	5/8 - 1	20	18.1	15.7	45.2	4.9	22.4	20.0	57.0	62.9	TBD	TBD	1800
FRB 400.xx.5.91.E	100	5/8 - 1	20	18.1	15.7	45.2	4.9	22.4	22.5	57.2	65.2	TBD	TBD	2250
FRB 450.xx.5.82.E	90	3/4 - 11/8	20	20.3	17.7	46.8	4.9	23.6	17.2	62.2	68.1	TBD	TBD	1800
FRB 450.xx.5.91.E	100	3/4 - 11/8	20	20.3	17.7	46.7	4.9	23.6	21.1	59.9	67.9	TBD	TBD	2250
FRB 450.xx.5.100.EA	110	3/4 - 11/8	25	20.3	17.7	49.7	5.5	23.6	16.4	62.9	69.6	TBD	TBD	2000
FRB 450.xx.5.100.EB	110	3/4 - 11/8	25	20.3	17.7	49.7	5.5	23.6	20.0	62.9	69.6	TBD	TBD	2510
FRB 528.xx.5.100.EA	110	7/8 - 11/4	25	23.4	20.8	49.9	5.5	28.0	19.2	65.9	74.6	TBD	TBD	2500
FRB 528.xx.5.100.EB	110	7/8 - 11/4	25	23.4	20.8	49.9	5.5	28.0	20.6	65.9	74.6	TBD	TBD	2800
FRB 528.xx.5.125.E	137.5	7/8 - 11/4	32	23.4	20.8	52.5	6.3	28.0	24.5	67.8	75.3	TBD	TBD	3500
FRB 450.xx.5.137.D	150	3/4 - 11/8	32	20.3	17.7	50.8	4.9	23.6	25.3	64.6	72.0	TBD	TBD	3630
FRB 528.xx.5.137.E	150	7/8 - 11/4	32	23.4	20.8	54.4	6.3	28.0	22.5	69.8	79.7	TBD	TBD	3500
FRB 528.xx.5.150.E	165	7/8 - 11/4	40	23.4	20.8	52.5	7.1	28.0	23.7	67.8	76.2	TBD	TBD	4000
FRB 528.xx.5.160.E	176	7/8 - 11/4	40	23.4	20.8	59.1	7.1	28.0	26.1	77.9	86.3	TBD	TBD	4000
FRB 575.xx.5.160.E	176	7/8 - 11/4	40	25.6	22.6	62.6	7.1	30.3	23.3	79.2	87.5	TBD	TBD	5500
FRB 575.xx.5.182.E	200	7/8 - 11/4	40	25.6	22.6	62.6	7.1	30.3	26.1	79.2	90.2	TBD	TBD	5500
FRB 670.xx.5.160.E	176	1 - 11/2	40	29.9	26.4	62.6	7.1	34.3	22.9	81.1	92.0	TBD	TBD	5500
FRB 670.xx.5.182.E	200	1 - 11/2	40	29.9	26.4	62.6	7.1	34.3	26.1	81.1	92.0	TBD	TBD	5500
FRB 670.xx.5.200.E	220	1 - 11/2	50	29.9	26.4	67.6	7.9	34.3	30.8	86.9	96.1	TBD	TBD	7830

NOTE xx = To be replaced by metric wire size in final part number • TBD = These dimensions vary with wire size

- The dimensions in this table are indicative only. A drawing will always be submitted prior to production and will be the leading document when discussing dimensions.
- Blocks shown here are standard models; inquiries for custom versions are welcome.
- Refer to wire rope manufacturers D/d ratio guideline.
- Hook locking pin included on all blocks 40M ton and higher

Minimum Ultimate Strength = 4 x WLL.



P. O. Box 596 (90748) • 910 Mahar Ave., Wilmington, CA 90744  
 (800) 322-3131 • (310) 522-9698 • Fax: (310) 522-1043  
 E-Mail: sales@watermansupply.com  
 www.watermansupply.com  
 TradeNet ID 61935