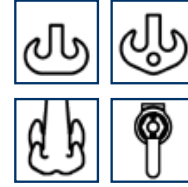
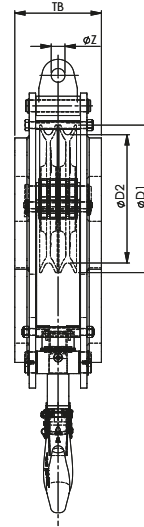
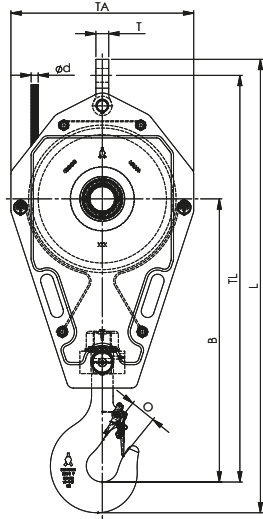




BLOCKS

FAST REEVE CRANE BLOCKS

2 SHEAVES




- DOUBLE HOOK
- DOUBLE HOOK WITH SHACKLE HOLE
- QUAD HOOK
- SHACKLE STUD EYE

MODEL NO.	WLL (UST)	FOR WIRE ØD INCH	HOOK SIZE	DIMENSIONS (INCH)										WEIGHT (KG)	WEIGHT (LBS)
				ØD1	ØD2	B	O	TA	TB	TL	L	T	ØZ		
FRB 225.xx.2.16.E	17,6	3/8 - 9/16	6	10.2	8.9	23.9	2.8	13.6	7.1	34.8	39.7	TBD	TBD	105	265
FRB 260.xx.2.16.E	17,6	7/16 - 5/8	6	11.8	10.2	27.3	2.8	15.7	6.5	38.5	43.4	TBD	TBD	125	285
FRB 260.xx.2.20.E	22	7/16 - 5/8	8	11.8	10.2	29.4	3.1	15.7	6.5	40.7	46.0	TBD	TBD	130	285
FRB 260.xx.2.25.E	27,5	7/16 - 5/8	8	11.8	10.2	29.3	3.1	15.7	8.1	40.5	45.6	TBD	TBD	160	350
FRB 285.xx.2.20.E	22	1/2 - 3/4	8	14.4	11.2	30.6	3.1	16.5	6.5	42.4	47.8	TBD	TBD	160	350
FRB 320.xx.2.20.E	22	9/16 - 3/4	8	14.4	12.6	30.2	3.1	17.7	7.1	43.3	48.7	TBD	TBD	160	350
FRB 320.xx.2.25.EA	27,5	9/16 - 3/4	8	14.4	12.6	30.0	3.1	17.7	9.1	43.1	48.5	TBD	TBD	205	450
FRB 320.xx.2.25.EB	27,5	9/16 - 3/4	8	14.4	12.6	30.0	3.1	17.7	9.1	43.1	48.5	TBD	TBD	205	495
FRB 355.xx.2.29.E	32	9/16 - 7/8	8	16.1	14.0	33.4	3.1	19.7	8.9	47.0	52.5	TBD	TBD	265	585
FRB 400.xx.2.29.E	32	5/8 - 1	8	18.1	15.7	34.4	3.1	22.4	9.4	49.3	55.0	TBD	TBD	365	750
FRB 400.xx.2.32.E	35	5/8 - 1	10	18.1	15.7	38.3	3.5	22.4	9.4	53.1	59.1	TBD	TBD	364	800
FRB 450.xx.2.32.E	35	3/4 - 1 1/8	10	20.3	17.7	39.5	3.5	23.6	9.8	55.7	61.9	TBD	TBD	485	1100
FRB 450.xx.2.40.E	44	3/4 - 1 1/8	12	20.3	17.7	42.2	3.9	23.6	11.9	58.5	65.2	TBD	TBD	545	1200
FRB 450.xx.2.50.E	55	3/4 - 1 1/8	12	20.3	17.7	42.3	3.9	23.6	13.1	58.9	65.9	TBD	TBD	682	1500
FRB 450.xx.2.55.EB	60	3/4 - 1 1/8	16	20.3	17.7	42.3	4.4	23.6	14.3	58.9	66.5	TBD	TBD	728	1600
FRB 450.xx.2.55.E	60	3/4 - 1 1/8	16	20.3	17.7	42.3	4.4	23.6	14.3	58.9	66.5	TBD	TBD	680	2000
FRB 528.xx.2.55.E	60	7/8 - 1 1/4	12	23.4	20.8	43.8	3.9	28.0	14.7	62.6	70.1	TBD	TBD	909	2000
FRB 528.xx.2.70.E	77	7/8 - 1 1/4	16	23.4	20.8	47.3	4.4	28.0	15.1	65.2	72.8	TBD	TBD	1000	2200
FRB 528.xx.2.82.E	90	7/8 - 1 1/4	20	23.4	20.8	50.1	4.9	28.0	16.2	68.3	76.6	TBD	TBD	1065	2350
FRB 670.xx.2.55.E	60	1 - 1 1/2	12	29.9	26.4	44.2	3.9	34.3	12.7	67.0	74.1	TBD	TBD	945	2080
FRB 670.xx.2.100.E	110	1 - 1 1/2	20	29.9	26.4	52.4	4.9	34.3	19.0	74.7	83.5	TBD	TBD	2240	4930

NOTE xx = To be replaced by metric wire size in final part number • TBD = These dimensions vary with wire size

- The dimensions in this table are indicative only. A drawing will always be submitted prior to production and will be the leading document when discussing dimensions.
- Blocks shown here are standard models; inquiries for custom versions are welcome.
- Refer to wire rope manufacturers D/d ratio guideline.
- Hook locking pin included on all blocks 40M ton and higher

Minimum Ultimate Strength = 4 x WLL.



P. O. Box 596 (90748) • 910 Mahar Ave., Wilmington, CA 90744
 (800) 322-3131 • (310) 522-9698 • Fax: (310) 522-1043
 E-Mail: sales@watermansupply.com
 www.watermansupply.com
 TradeNet ID 61935