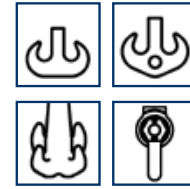
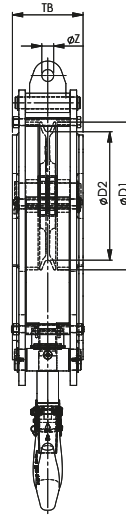
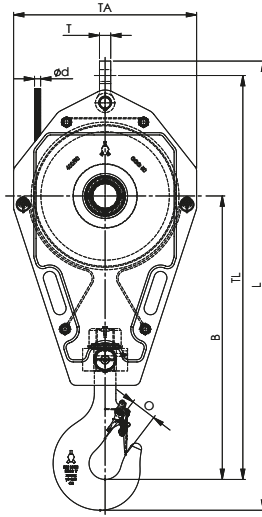




BLOCKS

FAST REEVE CRANE BLOCKS

1 SHEAVE



- DOUBLE HOOK
- DOUBLE HOOK WITH SHACKLE HOLE
- QUAD HOOK
- SHACKLE STUD EYE

MODEL NO.	WLL (UST)	WIRE ROPE	DIMENSIONS (INCH)										WEIGHT (LBS)
			øD1	øD2	B	O	TA	TB	TL	L	T	øZ	
FRB 670.xx.1.32.EA	35	1 - 1/2	29.9	26.4	41.3	3.5	34.3	7.9	62.7	69.3	TBD	TBD	1000
FRB 670.xx.1.32.EB	35	1 - 1/2	29.9	26.4	41.3	3.5	34.3	9.4	63.3	70.3	TBD	TBD	1320
FRB 670.xx.1.32.EC	35	1 - 1/2	29.9	26.4	41.3	3.5	34.3	11.4	62.7	69.3	TBD	TBD	1700
FRB 450.xx.1.40.E	45	3/4 - 11/8	20.3	17.7	42.3	3.9	23.6	13.1	58.9	65.9	TBD	TBD	1300
FRB 528.xx.1.40.E	45	7/8 - 11/4	23.4	20.8	43.9	3.9	28.0	12.7	62.7	69.7	TBD	TBD	1500
FRB 528.xx.1.40.EB	45	7/8 - 11/4	23.4	20.8	43.9	3.9	28.0	12.7	62.7	69.7	TBD	TBD	1700
FRB 528.xx.1.40.EC	45	7/8 - 11/4	23.4	20.8	43.9	3.9	28.0	15.5	62.2	70.1	TBD	TBD	2000
FRB 528.xx.1.50.EB	55	7/8 - 11/4	23.4	20.8	43.9	3.9	28.0	12.7	62.7	69.7	TBD	TBD	1700
FRB 450.xx.1.50.EA	55	3/4 - 11/8	20.3	17.7	43.1	3.9	23.6	13.1	59.6	67.2	TBD	TBD	1300
FRB 450.xx.1.50.EB	55	3/4 - 11/8	20.3	17.7	43.1	3.9	23.6	14.3	59.6	67.2	TBD	TBD	1500
FRB 528.xx.1.50.EA	55	7/8 - 11/4	23.4	20.8	43.7	3.9	28.0	13.5	62.6	70.1	TBD	TBD	1500
FRB 528.xx.1.50.EB	55	7/8 - 11/4	23.4	20.8	43.7	3.9	28.0	11.1	59.5	64.2	TBD	TBD	1700
FRB 528.xx.1.50.EC	55	7/8 - 11/4	23.4	20.8	43.7	3.9	28.0	15.5	62.6	70.1	TBD	TBD	2000
FRB 575.xx.1.50.EC	55	7/8 - 11/4	25.6	22.6	45.0	3.9	30.3	12.3	64.9	72.9	TBD	TBD	2200
FRB 630.xx.1.50.E	55	1 - 1 3/8	28.0	24.8	46.1	3.9	32.7	12.7	67.6	75.6	TBD	TBD	2200
FRB 670.xx.1.50.EA	55	1 - 1/2	30.0	26.4	44.1	3.9	34.3	11.1	66.3	73.7	TBD	TBD	1650
FRB 670.xx.1.50.EB	55	1 - 1/2	30.0	26.4	44.1	3.9	34.3	12.7	66.3	73.7	TBD	TBD	2000
FRB 670.xx.1.50.E-1	55	1 - 1/2	30.0	26.4	44.1	3.9	34.3	17.4	66.3	73.7	TBD	TBD	2600
FRB 670.xx.1.50.EC	55	1 - 1/2	30.0	26.4	44.1	3.9	34.3	17.4	66.3	73.7	TBD	TBD	3000
FRB 575.xx.1.64.E	70	7/8 - 11/4	25.6	22.6	48.1	4.4	30.3	13.9	68.4	76.6	TBD	TBD	2200
FRB 670.xx.1.64.E	70	1 - 1/2	29.9	26.4	49.1	4.4	34.3	17.8	71.4	79.3	TBD	TBD	2200
FRB 670.xx.1.64.EA	70	1 - 1/2	29.9	26.4	49.1	4.4	34.3	14.3	69.6	77.6	TBD	TBD	2600
FRB 670.xx.1.64.EB	70	1 - 1/2	29.9	26.4	49.1	4.4	34.3	17.8	71.4	79.5	TBD	TBD	3000

NOTE xx = To be replaced by metric wire size in final part number. TBD = These dimensions vary with wire size

- The dimensions in this table are indicative only. A drawing will always be submitted prior to production and will be the leading document when discussing dimensions.
- Blocks shown here are standard models; inquiries for custom versions are welcome.
- Refer to wire rope manufacturers D/d ratio guideline.
- Hook locking pin included on all blocks 40M ton and higher

Minimum Ultimate Strength = 4 x WLL.



P. O. Box 596 (90748) • 910 Mahar Ave., Wilmington, CA 90744
 (800) 322-3131 • (310) 522-9698 • Fax: (310) 522-1043
 E-Mail: sales@watermansupply.com
 www.watermansupply.com
 TradeNet ID 61935