

EATON CROUSE-HINDS PAULUHN

NON-WATERTIGHT RECEPTACLES AND SWITCHES

CONSTRUCTION: Choice of corrosion resistant enclosures in cast marine brass, copper-free aluminum or non-metallic. The metallic units have boxes with a natural finish and covers in a brush finish. Marine brass units are supplied with marine brass covers and aluminum units with stainless steel covers. Stainless steel hardware.

APPROVALS: NEMA 5-15R, 6-15R, 5-20R, 6-20R, ABS and conforms to IP20.

OUTLETS: All units are furnished blank. They can be supplied with up to two 3/4" NPT outlets as an option. Please state requirements when ordering.







OVERALL DIMENSIONS: 4-1/2" high x 2-3/4" wide x 1-3/4" deep.



2705

RECEPTACLE VOLTAGE OPERATION: 20 Amp units can be supplied in 125V AC max, 250V max or 277V AC max. A NEMA 5-20R configuration is supplied on 20 Amp 125V AC max units. 20 Amp 250V AC max units are supplied with a NEMA 6-20R configuration.

SWITCHES: Single and double pole switches are available in 20 Amp 277V AC max. Three pole switches are available in 20 Amp 600V AC max. Three way and four way switches are available in 15 Amp 277V AC or 20 Amp 277V AC max.

	Description	Amp	Voltage	Marine Brass Wt (lbs.)	Marine Brass Type	Aluminum Type	Non-Metallic Type
	Blank Box with Cover	N/A	N/A	1.8	2700B	2700A	N/A
	One Rectangular Face Single Receptacle	20	125V AC Max	2.0	2704B-125	2704A-125	2704PL-125
	One Rectangular Face Double Receptacle	20	125V AC Max	2.0	2705B-125	2705A-125	2705PL-125
	One Round Face Single Receptacle	20	125V AC Max	2.0	2753B-125	2753A-125	2753PL-125
	Two Semi-Oval Face Receptacle	20	125V AC Max	2.0	2754B-125	2754A-125	2754PL-125
	One Single Pole Switch	15	120-277V AC	2.0	2711B	2711A	2711PL
		20	277V AC Max	2.0	2722B	2722A	2722PL
	One Double Pole Switch	15	120-277V AC	2.0	2712B	2712A	2712PL
		20	277V AC Max	2.0	2723B	2723A	2723PL
	One Three Pole Switch	15	120-277V AC	2.0	2713B	2713A	2713PL
		20	600V AC Max	2.0	2735B	2735A	2735PL
		30	250V AC Max	2.0			
	One Three Way Switch	20	277V AC Max	2.0	2724B	2724A	2724PL
	One Four Way Switch	20	277V AC Max	2.0	2725B	2725A	2725PL






2716

RECEPTACLE VOLTAGE OPERATION: Rated for operation on 125V AC max on 15 Amp with NEMA 5-15R configuration.

SWITCHES: All units are furnished with single row switches rated for operation on 125V or 277V AC max 15 Amp.

PILOT LIGHTS: Rated for operation on 125V AC max on 15 Amp. Features a 1/4" watt neon lamp, which lights during activation.

	Description	Amp	Voltage Max	Brass Wt (lbs.)	Marine Brass Type	Aluminum Type	Non-Metallic Type
	One Receptacle with Single Pole Switch	15	277V AC	2.0	2715B	2715A	2715PL
	One Receptacle with 3 Way Switch	15	125V AC	2.0	2718B	2718A	2718PL
	Two Single Pole Switches	15	277V AC	2.0	2717B	2717A	2717PL
	One Single Pole Switch and 3 Way Switch	15	277V AC	2.0	2720B	2720A	2720PL
	Two Three Way Switches	15	277V AC	2.0	2721B	2721A	2721PL
	One Single Pole Switch and Pilot Light	15	120V AC	2.0	2716B	2716A	2716PL
	One Three Way Switch and Pilot Light	15	120V AC	2.0	2719B	2719A	2719PL

Crouse-Hinds
by **EATON**