



EATON CROUSE-HINDS PAULUHN

## HAZARDOUS LOCATION & PAINT SPRAY AREAS EXPLOSION PROOF FLUORESCENT FIXTURES

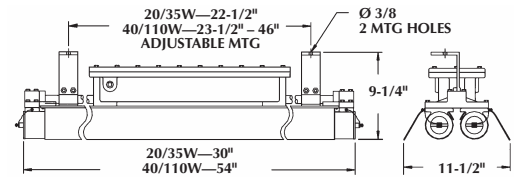
U.L. 1598A, 824, 844, 924, 1570 NEMA 4X & 7 – CLASS I DIVISION 1 GROUPS E, F & G, CLASS III



FEPR240A



FEPR240A-CY4



**CONSTRUCTION:** A corrosion resistant copper-free marine grade cast aluminum or cast brass with stainless steel hardware. Factory sealed, no external seals required. The threaded access caps provide easy access to the wiring compartment, and relamping from either end of the fixture.

**REFLECTOR:** Aluminum with a white high gloss polyester powder coating.

**BALLAST:** The ballast supplied is H.P.F. 120V, 60 Hz. 20W and 40W units are rated for temperatures down to 0°F; 35, 60 and 110W units are rated for starting in -20°F. Others are available as options.

**LAMPHOLDER:** The spring loaded lampholders provide positive electrical contact and maximum resistance to shock and vibration.

**LAMP TYPE:** All units are supplied complete with lamps. Available in two, three or four lamp modules with a variety of lamp types. (See chart below)

**GUARD:** A stainless steel guard is optional.

**WIRING:** Each unit is supplied completely wired with seal-offs and 100 feet of 12-3 S.O. cable.

**REGLOBE:** The patented design permits easy replacement of the globe assembly without removing fixture from mounted location.

**OPTIONS:** The following factory installed options are available by adding the appropriate suffix to the catalog number:  
 "EM" for Emergency ballast, "F" for Fused ballast, "226" for 220V 60 Hz, "276" for 277V 60 Hz, "225" for 220V 50 Hz, "12" for 12VDC, "24" for 24VDC, "48" for 48VDC, "TB" for Terminal block, "NP" for Bronze, Nickel plated, End caps, "INSP" for Cover with Inspection hole and access cap, "PNT" for Paint spray areas, "TLT" for Tilt mount bracket, "SM" for Shock and Vibration mount, "GRD" for Stainless Steel guard, "CY4" for Pendant mount.

Description	No. of Lamps	Lamp Type	Aluminum Weight	Aluminum Cat. No.
20 Watt Trigger Start	One	F20T12	28 lbs. (12.73 kg)	FEPR120A
	Two		32 lbs. (14.55 kg)	FEPR220A
	Three		39 lbs. (17.73 kg)	FEPR320A
	Four		64 lbs. (29.09 kg)	FEPR420A
35 Watt High Output 800 MA	One	F24T12/HO	31 lbs. (14.09 kg)	FEPR135A
	Two		35 lbs. (15.91 kg)	FEPR235A
	Three		42 lbs. (19.09 kg)	FEPR335A
	Four		70 lbs. (31.82 kg)	FEPR435A
40 Watt Rapid Start 430 MA	One	F40T12	46 lbs. (20.91 kg)	FEPR140A
	Two		54 lbs. (24.55 kg)	FEPR240A
	Three		61 lbs. (27.73 kg)	FEPR340A
	Four		95 lbs. (43.18 kg)	FEPR440A
60 Watt High Output 800 MA	One	F48T12/HO	48 lbs. (21.82 kg)	FEPR160A
	Two		56 lbs. (25.45 kg)	FEPR260A
	Three		63 lbs. (28.64 kg)	FEPR360A
	Four		99 lbs. (45.00 kg)	FEPR460A
110 Watt Very High Output 1500 MA	One	F48T12/VHO	49 lbs. (22.27 kg)	FEPR1110A
	Two		57 lbs. (25.91 kg)	FEPR2110A
	Three		NA	NA
	Four		100 lbs. (45.45 kg)	FEPR4110A