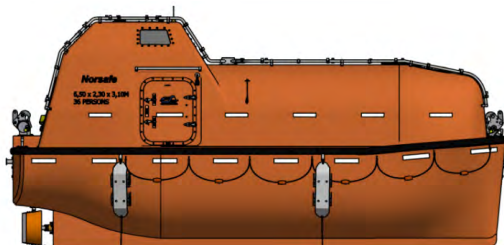



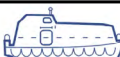


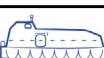









VIKING LIFE-SAVING EQUIPMENT, INC.

Norsafe - Conventional Lifeboats



Item No.	No. of persons	Boat weight plus equipment (kg)	L x B x H (m)	Weight with equipment and max capacity (kg)	Diagram
JYN 50	22	2,435	5.06 x 2.20 x 3.10	4,250	
JYN 57	26	2,705	5.76 x 2.36 x 3.10	4,850	
JYN 65	36	2,930	6.56 x 2.30 x 3.10	5,900	
JYN 74	52	3,410	7.41 x 2.68 x 3.00	7,700	
MATHILDA 7.4	50	3,775	7.52 x 2.71 x 3.12	7,900	
JYN 75	68	4,300	7.5 x 3.15 x 3.30	9,910	
JYN 80	63	3,803	8.06 x 2.85 x 3.10	9,000	
JYN 85	80	4,600	8.56 x 3.15 x 3.30	11,200	
MIRIAM 8.5	73	4,700	8.60 x 3.35 x 3.55	10,723	
MINIMA 88	150	6,950	8.87 x 4.10 x 4.07	18,200	
MAGGIE 10.7	90	5,300	10.80 x 3.30 x 3.55	12,725	
JYN 100	106	5,855	10.21 x 3.25 x 3.40	14,600	
JYN 115	136	8,403	11.56 x 3.80 x 3.54	19,623	
MAXIMA 120	150	10,225	12.02 x 3.95 x 3.96	22,600	

Engine type: Inboard diesel



VIKING NORSAFE

270 Certified Servicing Stations worldwide
– see www.VIKING-life.com

VIKING Norsafe
668 Distributors Row, Suite D, New Orleans, LA 70123 USA

Tel: +1 504 733 0100 | TradeNet ID 52643