

VIKING LIFE-SAVING EQUIPMENT, INC.

Marine Evacuation Chute (VEC)

This advanced evacuation system provides fast and easy evacuation for high-sided passenger vessels and cruise vessels.



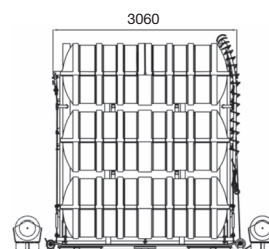
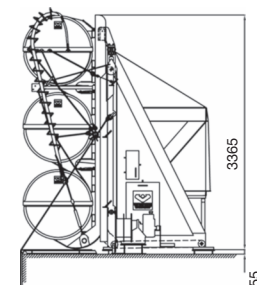
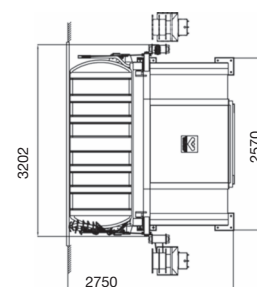
The fully enclosed Kevlar®-lined chute protects evacuees from severe weather conditions during descent and compensates for ship and sea movement during evacuation for safe transfer into the system liferafts.

The chute systems are compact and designed to maximise deck space and sea view when stored. The VEC can be installed on an open deck, between decks in an open recess, or built into the ship's side. Additional liferafts can be stored in remote locations and released by pump at the evacuation point. Compact design allows for fast and easy removal for servicing.

These systems are tried and tested for capacity and stability in conditions at least matching, but often well above, those required for SOLAS certification.

System features:

- Evacuates 565 people in 30 minutes, or 317 in 17 min. 40 sec. (HSC)
- Installation heights from 5 to 20 metres
- Easy to deploy
- Requires few crew to operate and little specialized training
- Fewer inflatable components mean reduced servicing costs
- Complies with all international regulations
- Available with 2 or 3 high capacity 101 person liferafts
- SOLAS emergency pack A or B
- Reinforced Kevlar chute
- Approved according to SOLAS, IMO, EC and USCG



Evacuation MiniChute (VEMC)

Designed specifically for vessels with medium and low embarkation deck heights.

The compact VEMC system is fully contained in the stowage unit for installation almost anywhere on board. The system contains a 101 person self-righting liferaft. Capacity can be increased by attaching additional throw-overboard liferafts.

The fully enclosed Kevlar-lined chute protects evacuees from severe weather conditions during descent and compensates for ship and sea movement during evacuation for safe transfer into the system liferafts. The stowage unit can be easily unbolted and lifted from the vessel for servicing.

System features:

- Evacuates 582 people in 30 minutes or 326 in 17 min. 40 sec. (HSC)
- Installation heights from 5 to 20 metres
- Flexible and lightweight design
- Quick and simple mounting and dismounting for servicing
- Reinforced Kevlar chute
- Requires few crew members
- Complies with all international regulations
- Available with either A or B SOLAS emergency pack
- Approved according to SOLAS, IMO, EC



270 Certified Servicing Stations worldwide – See www.VIKING-life.com
VIKING LIFE-SAVING EQUIPMENT (America), Inc.

11255 NW 106 St. Suite 1, Miami, FL 33178 USA
 Tel: +1 786 513 9900 • Fax: +1 786 513 9910
usasales@viking-life.com • www.VIKING-life.com

(Specifications subject to change without notice.)

