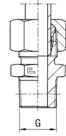


CAST S.P.A.

METRIC FLARELESS STEEL TUBE FITTINGS (B.S.P. THREAD) - DIN 2353

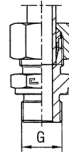
Form C: Taper
Form D: Parallel
(Rated pressure valid only with tapered ports.)

Male Stud Couplings



Thread: B.S.P. Taper

Male Stud Couplings

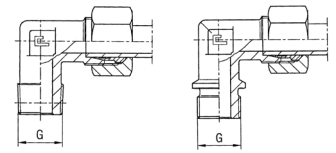


Thread: B.S.P. Parallel

Male Stud Couplings with Elastomer Seal



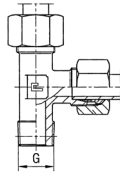
Male Stud Elbows



Thread: B.S.P. Taper or Parallel

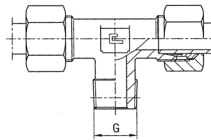
Series	Bar	Ø Tube mm	G	Part No.		G	Part No.		Part No.		G	Form	Part No.	
				w/ B3 Ring	w/ B4 Ring		w/ B3 Ring	w/ B4 Ring	w/ B3 Ring	w/ B4 Ring			w/ B3 Ring	w/ B4 Ring
LL	100	4	1/8"	101701	-	-	-	-	100501	-	1/8"	C	102001	-
LL	100	6	1/8"	101702	-	-	-	-	100502	-	1/8"	C	102002	-
LL	100	8	1/8"	101703	-	-	-	-	100503	-	1/8"	C	102003	-
L	315	6	1/8"	101704	101704.4	1/8"	100304	100304.4	100504	100504.4	1/8"	C	102004	102004.4
L	315	8	1/4"	101705	101705.4	1/4"	100305	100305.4	100505	100505.4	1/4"	C	102005	102005.4
L	315	10	1/4"	101706	101706.4	1/4"	100306	100306.4	100506	100506.4	1/4"	C	102006	102006.4
L	315	12	3/8"	101707	101707.4	3/8"	100307	100307.4	100507	100507.4	3/8"	C	102007	102007.4
L	315	15	1/2"	101708	101708.4	1/2"	100308	100308.4	100508	100508.4	1/2"	C	102008	102008.4
L	315	18	1/2"	101709	101709.4	1/2"	100309	100309.4	100509	100509.4	1/2"	C	102009	102009.4
L	160	22	3/4"	101710	101710.4	3/4"	100310	100310.4	100510	100510.4	3/4"	C	102010	102010.4
L	160	22	-	-	-	-	-	-	-	-	3/4"	D	102310	102310.4
L	160	28	1"	101711	101711.4	1"	100311	100311.4	100511	100511.4	1"	D	102311	102311.4
L	160	35	1-1/4"	101712	101712.4	1-1/4"	100312	100312.4	100512	100512.4	1-1/4"	D	102312	102312.4
L	160	42	1-1/2"	101713	101713.4	1-1/2"	100313	100313.4	100513	100513.4	1-1/2"	D	102313	102313.4
S	630	6	1/4"	101714	101714.4	1/4"	100314	100314.4	100514	100514.4	1/4"	C	102014	102014.4
S	630	8	1/4"	101715	101715.4	1/4"	100315	100315.4	100515	100515.4	1/4"	C	102015	102015.4
S	630	10	3/8"	101716	101716.4	3/8"	100316	100316.4	100516	100516.4	3/8"	C	102016	102016.4
S	630	12	3/8"	101717	101717.4	3/8"	100317	100317.4	100517	100517.4	3/8"	C	102017	102017.4
S	630	14	1/2"	101718	101718.4	1/2"	100318	100318.4	100518	100518.4	1/2"	C	102018	102018.4
S	400	16	1/2"	101719	101719.4	1/2"	100319	100319.4	100519	100519.4	1/2"	C	102019	102019.4
S	400	20	3/4"	101720	101720.4	3/4"	100320	100320.4	100520	100520.4	3/4"	C	102020	102020.4
S	400	25	1"	101721	101721.4	1"	100321	100321.4	100521	100521.4	1"	D	102321	102321.4
S	400	30	1-1/4"	101722	101722.4	1-1/4"	100322	100322.4	100522	100522.4	1-1/4"	D	102322	102322.4
S	315	38	1-1/2"	101723	101723.4	1-1/2"	100323	100323.4	100523	100523.4	1-1/2"	D	102323	102323.4

Male Stud Barrel Tees



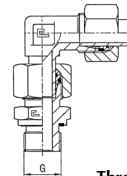
Thread: B.S.P. Taper or Parallel

Male Stud Branch Tees



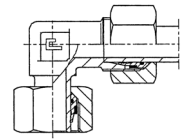
Thread: B.S.P. Taper or Parallel

Adjustable Male Stud Elbows w/ Male Stud



Thread: B.S.P. Parallel

Adjustable Male Stud Elbows



Form C: Taper
Form D: Parallel
(Rated pressure valid only with tapered ports.)

Series	Bar	Ø Tube mm	G	Form	Part No.		G	Form	Part No.		G	Part No.		Part No.	
					w/ B3 Ring	w/ B4 Ring			w/ B3 Ring	w/ B4 Ring		w/ B3 Ring	w/ B4 Ring	w/ B3 Ring	w/ B4 Ring
LL	100	4	1/8"	C	103001	-	1/8"	C	102501	-	-	-	-	-	
LL	100	6	1/8"	C	103002	-	1/8"	C	102502	-	-	-	-	-	
LL	100	8	1/8"	C	103003	-	1/8"	C	102503	-	-	-	-	-	
L	315	6	1/8"	C	103004	103004.4	1/8"	C	102504	102504.4	1/8"	104304	104304.4	104204	104204.4
L	315	8	1/4"	C	103005	103005.4	1/4"	C	102505	102505.4	1/4"	104305	104305.4	104205	104205.4
L	315	10	1/4"	C	103006	103006.4	1/4"	C	102506	102506.4	1/4"	104306	104306.4	104206	104206.4
L	315	12	3/8"	C	103007	103007.4	3/8"	C	102507	102507.4	3/8"	104307	104307.4	104207	104207.4
L	315	15	1/2"	C	103008	103008.4	1/2"	C	102508	102508.4	1/2"	104308	104308.4	104208	104208.4
L	315	18	1/2"	C	103009	103009.4	1/2"	C	102509	102509.4	1/2"	104309	104309.4	104209	104209.4
L	160	22	3/4"	D	103310	103310.4	3/4"	D	102810	102810.4	3/4"	104310	104310.4	104210	104210.4
L	160	28	1"	D	103311	103311.4	1"	D	102811	102811.4	1"	104311	104311.4	104211	104211.4
L	160	35	1-1/4"	D	103312	103312.4	1-1/4"	D	102812	102812.4	1-1/4"	104312	104312.4	104212	104212.4
L	160	42	1-1/2"	D	103313	103313.4	1-1/2"	D	102813	102813.4	1-1/2"	104313	104313.4	104213	104213.4
S	630	6	1/4"	C	103014	103014.4	1/4"	C	102514	102514.4	1/4"	104314	104314.4	104214	104214.4
S	630	8	1/4"	C	103015	103015.4	1/4"	C	102515	102515.4	1/4"	104315	104315.4	104215	104215.4
S	630	10	3/8"	C	103016	103016.4	3/8"	C	102516	102516.4	3/8"	104316	104316.4	104216	104216.4
S	630	12	3/8"	C	103017	103017.4	3/8"	C	102517	102517.4	3/8"	104317	104317.4	104217	104217.4
S	630	14	1/2"	C	103018	103018.4	1/2"	C	102518	102518.4	1/2"	104318	104318.4	104218	104218.4
S	400	16	1/2"	C	103019	103019.4	1/2"	C	102519	102519.4	1/2"	104319	104319.4	104219	104219.4
S	400	20	3/4"	D	103320	103320.4	3/4"	D	102820	102820.4	3/4"	104320	104320.4	104220	104220.4
S	400	25	1"	D	103321	103321.4	1"	D	102821	102821.4	1"	104321	104321.4	104221	104221.4
S	400	30	1-1/4"	D	103322	103322.4	1-1/4"	D	102822	102822.4	1-1/4"	104322	104322.4	104222	104222.4
S	315	38	1-1/2"	D	103323	103323.4	1-1/2"	D	102823	102823.4	1-1/2"	104323	104323.4	104223	104223.4

To specify Stainless Steel, change 2nd digit in part number from "0" to "1".



Distributed in North America by
World Wide Metric Inc.

EAST COAST
Branchburg, NJ
Tel: 732.247.2300
Fax: 732.247.7258

GULF COAST
Houston, TX
Tel: 713.682.2400
Fax: 713.682.2624

SOUTHEAST
Davie, FL
Tel: 954.321.0784
Fax: 954.321.2591

WEST COAST
Paramount, CA
Tel: 562.633.4141
Fax: 562.633.3280