

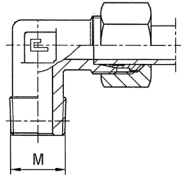
CAST S.P.A.

METRIC FLARELESS STEEL TUBE FITTINGS - DIN 2353

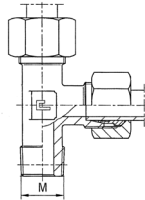
Form C: Taper
Form D: Parallel

(Rated pressure valid only with tapered ports.)

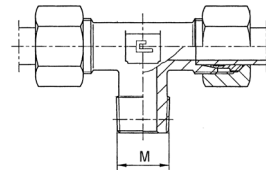
Male Stud Elbows



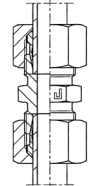
Male Stud Barrel Tees



Male Stud Branch Tees

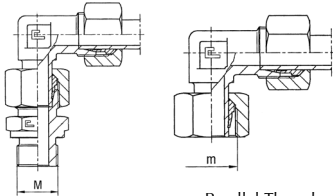


Straight Couplings



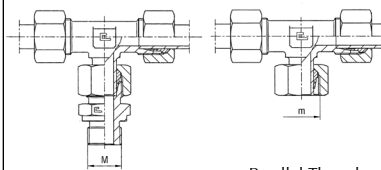
Series	Bar Ø mm	Tube	M	Form	Part No.		M	Form	Part No.		M	Form	Part No.		Part No.	
					B3 Ring	B4 Ring			B3 Ring	B4 Ring			B3 Ring	B4 Ring	B3 Ring	B4 Ring
LL	100	4	8x1	C	-	-	8x1	C	-	-	8x1	C	-	-	103501	-
LL	100	6	10x1	C	-	-	10x1	C	-	-	10x1	C	-	-	103502	-
LL	100	8	10x1	C	-	-	10x1	C	-	-	10x1	C	-	-	103503	-
L	315	6	10x1	C	102204	102204.4	10x1	C	103204	103204.4	10x1	C	102704	102704.4	103504	103504.4
L	315	8	12x1.5	C	102205	102205.4	12x1.5	C	103205	103205.4	12x1.5	C	102705	102705.4	103505	103505.4
L	315	10	14 x1.5	C	102206	102206.4	14x1.5	C	103206	103206.4	14x1.5	C	102706	102706.4	103506	103506.4
L	315	12	16x1.5	C	102207	102207.4	16x1.5	C	103207	103207.4	16x1.5	C	102707	102707.4	103507	103507.4
L	315	15	18x1.5	C	102208	102208.4	18x1.5	C	103208	103208.4	18x1.5	C	102708	102708.4	103508	103508.4
L	315	18	22x1.5	C	102209	102209.4	22x1.5	C	103209	103209.4	22x1.5	C	102709	102709.4	103509	103509.4
L	160	22	26x1.5	D	102410	102214.4	26x1.5	D	103410	103410.4	26x1.5	D	102910	102910.4	103510	103510.4
L	160	28	33x2	D	102411	102215.4	33x2	D	103411	103411.4	33x2	D	102911	102911.4	103511	103511.4
L	160	35	42x2	D	102412	102412.4	42x2	D	103412	103412.4	42x2	D	102912	102912.4	103512	103512.4
L	160	42	48x2	D	102413	102413.4	48x2	D	103413	103413.4	48x2	D	102913	102913.4	103513	103513.4
S	630	6	12x1.5	C	102214	102214.4	12x1.5	C	103214	103214.4	12x1.5	C	102714	102714.4	103514	103514.4
S	630	8	14x1.5	C	102215	102215.4	14x1.5	C	103215	103215.4	14x1.5	C	102715	102715.4	103515	103515.4
S	630	10	16x1.5	C	102216	102216.4	16x1.5	C	103216	103216.4	16x1.5	C	102716	102716.4	103516	103516.4
S	630	12	18x1.5	C	102217	102217.4	18x1.5	C	103217	103217.4	18x1.5	C	102717	102717.4	103517	103517.4
S	630	14	20x1.5	C	102218	104218.4	20x1	C	103218	103218.4	20x1.5	C	102718	102718.4	103518	103518.4
S	400	16	22x1.5	C	102219	102219.4	22x1.5	C	103219	103219.4	22x1.5	C	102719	102719.4	103519	103519.4
S	400	20	27x2	D	102420	102420.4	27x2	D	103420	103420.4	27x2	D	102920	102920.4	103520	103520.4
S	400	25	33x2	D	102421	102421.4	33x2	D	103421	103421.4	33x2	D	102921	102921.4	103521	103521.4
S	400	30	42x2	D	102422	102422.4	42x2	D	103422	103422.4	42x2	D	102922	102922.4	103522	103522.4
S	315	38	48x2	D	102423	102423.4	48x2	D	103423	103423.4	48x2	D	102923	102923.4	103523	103523.4

Adjustable Male Stud Elbows



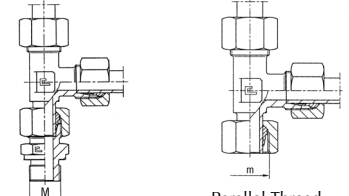
Parallel Thread

Adjustable Male Stud Branch Tees



Parallel Thread

Adjustable Male Stud Barrel Tees



Parallel Thread

Series	Bar Ø mm	Tube	M	With Male Stud		Without Stud		M	With Male Stud		Without Stud		M	With Male Stud		Without Stud	
				B3 Ring	B4 Ring	B3 Ring	B4 Ring		B3 Ring	B4 Ring	B3 Ring	B4 Ring		B3 Ring	B4 Ring	B3 Ring	B4 Ring
L	315	6	10x1	104404	104404.4	104204	104204.4	10x1	105204	105204.4	105004	105004.4	10x1	104804	104804.4	104604	104604.4
L	315	8	12x1.5	104405	104405.4	104205	104205.4	12x1.5	105205	105205.4	105005	105005.4	12x1.5	104805	104805.4	104605	104605.4
L	315	10	14x1.5	104406	104406.4	104206	104206.4	14x1.5	105206	105206.4	105006	105006.4	14x1.5	104806	104806.4	104606	104606.4
L	315	12	16x1.5	104407	104407.4	104207	104207.4	16x1.5	105207	105207.4	105007	105007.4	16x1.5	104807	104807.4	104607	104607.4
L	315	15	18x1.5	104408	104408.4	104208	104208.4	18x1.5	105208	105208.4	105008	105008.4	18x1.5	104808	104808.4	104608	104608.4
L	315	18	22x1.5	104409	104409.4	104209	104209.4	22x1.5	105209	105209.4	105009	105009.4	22x1.5	104809	104809.4	104609	104609.4
L	160	22	26x1.5	104410	104410.4	104210	104210.4	26x1.5	105210	105210.4	105010	105010.4	26x1.5	104810	104810.4	104610	104610.4
L	160	28	33x2	104411	104411.4	104211	104211.4	33x2	105211	105211.4	105011	105011.4	33x2	104811	104811.4	104611	104611.4
L	160	35	42x2	104412	104412.4	104212	104212.4	42x2	105212	105212.4	105012	105012.4	42x2	104812	104812.4	104612	104612.4
L	160	42	48x2	104413	104413.4	104213	104213.4	48x2	105213	105213.4	105013	105013.4	48x2	104813	104813.4	104613	104613.4
S	630	6	12x1.5	104414	104414.4	104214	104214.4	12x1.5	105214	105214.4	105014	105014.4	12x1.5	104814	104814.4	104614	104614.4
S	630	8	14x1.5	104415	104415.4	104215	104215.4	14x1.5	105215	105215.4	105015	105015.4	14x1.5	104815	104815.4	104615	104615.4
S	630	10	16x1.5	104416	104416.4	104216	104216.4	16x1.5	105216	105216.4	105016	105016.4	16x1.5	104816	104816.4	104616	104616.4
S	630	12	18x1.5	104417	104417.4	104217	104217.4	18x1.5	105217	105217.4	105017	105017.4	18x1.5	104817	104817.4	104617	104617.4
S	630	14	20x1.5	104418	104418.4	104218	104218.4	20x1.5	105218	105218.4	105018	105018.4	20x1.5	104818	104818.4	104618	104618.4
S	400	16	22x1.5	104419	104419.4	104219	104219.4	22x1.5	105219	105219.4	105019	105019.4	22x1.5	104819	104819.4	104619	104619.4
S	400	20	27x2	104420	104420.4	104220	104220.4	27x2	105220	105220.4	105020	105020.4	27x2	104820	104820.4	104620	104620.4
S	400	25	33x2	104421	104421.4	104221	104221.4	33x2	105221	105221.4	105021	105021.4	33x2	104821	104821.4	104621	104621.4
S	400	30	42x2	104422	104422.4	104222	104222.4	42x2	105222	105222.4	105022	105022.4	42x2	104822	104822.4	104622	104622.4
S	315	38	48x2	104423	104423.4	104223	104223.4	48x2	105223	105223.4	105023	105023.4	48x2	104823	104823.4	104623	104623.4

To specify Stainless Steel, change 2nd digit in part number from "0" to "1".



Distributed in North America by
World Wide Metric Inc.

EAST COAST
Branchburg, NJ
Tel: 732.247.2300
Fax: 732.247.7258

GULF COAST
Houston, TX
Tel: 713.682.2400
Fax: 713.682.2624

SOUTHEAST
Davie, FL
Tel: 954.321.0784
Fax: 954.321.2591

WEST COAST
Paramount, CA
Tel: 562.633.4141
Fax: 562.633.3280