

METRIC GLOBE & ANGLE VALVES – EUROPEAN

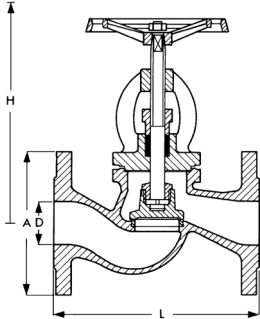
Globe PN 16

- Fig. 263**
Nodular (ductile) iron, bronze trim
- Fig. 263LK**
Nodular (ductile) iron – non return
- Fig. 398**
Cast steel, bronze trim
- Fig. 398LK**
Cast steel – non return



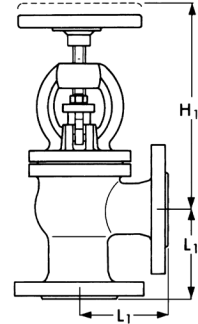
Angle PN 16

- Fig. 264**
Nodular (ductile) iron, bronze trim
- Fig. 264LK**
Nodular (ductile) iron – non return
- Fig. 399**
Cast steel, bronze trim
- Fig. 399LK**
Cast steel – non return



Working Pressure: 16 Bar – 20°C

D	15	20	25	32	40	50	65	80	100	125	150	175	200	250	300
L	130	150	160	180	200	230	290	310	350	400	480	550	600	730	850
L ₁	90	95	100	105	115	125	145	155	175	200	225	250	275	325	375
A	95	105	115	140	150	165	185	200	220	250	285	315	340	405	460
H	227	240	245	250	300	312	350	395	450	520	590	655	750	875	990
H ₁	217	220	225	250	280	300	340	365	410	460	530	605	690	875	990



Globe PN 40

- Fig. 417LK**
Cast steel, stainless trim
non return globe

Working Pressure: 40 Bar – 20°C

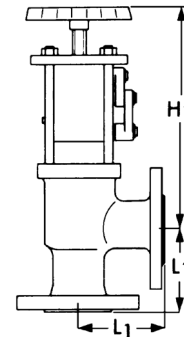
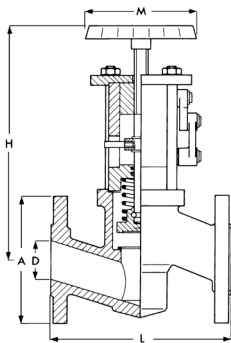
D	15	20	25	32	40	50	65	80	100	125	150	175	200	250	300
L	130	150	160	180	200	230	290	310	350	400	480	550	600	730	850
L ₁	90	95	100	105	115	125	145	155	175	200	225	250	275	325	375
A	95	105	115	140	150	165	185	200	235	270	300	350	375	450	515
H	227	240	245	250	300	312	350	395	450	520	590	655	750	875	990
H ₁	217	220	225	250	280	300	340	365	410	460	530	605	690	875	990

Angle PN 40

- Fig. 418**
Cast steel, stainless trim
- Fig. 418LK**
Cast steel – non return

QUICK CLOSING GLOBE & ANGLE

with position indicator for emergency shut off. Manual lever available with hydraulic or pneumatic control.



Globe

- Fig. 100/241** Cast iron PN 16
Stainless trim
- Fig. 100/417** Cast steel PN 40
Stainless trim

D	15	20	25	32	40	50	65	80	100	125	150
L	130	150	160	180	200	230	290	310	350	400	480
L ₁	90	95	100	105	115	125	145	155	175	200	225
A	95	105	115	140	150	165	185	200	220/235	250/270	285/300
H	230	230	235	240	280	295	365	375	435	490	525
H ₁	200	200	215	225	260	260	325	325	405	440	450
M	100	100	125	125	150	150	200	200	250	250	300

Angle

- Fig. 100/242** Cast iron
Stainless trim
- Fig. 100/418** Cast steel PN 40
Stainless trim



EAST COAST
Branchburg, NJ
Tel: 732.247.2300
Fax: 732.247.7258

GULF COAST
Houston, TX
Tel: 713.682.2400
Fax: 713.682.2624

SOUTHEAST
Davie, FL
Tel: 954.321.0784
Fax: 954.321.2591

WEST COAST
Paramount, CA
Tel: 562.633.4141
Fax: 562.633.3280