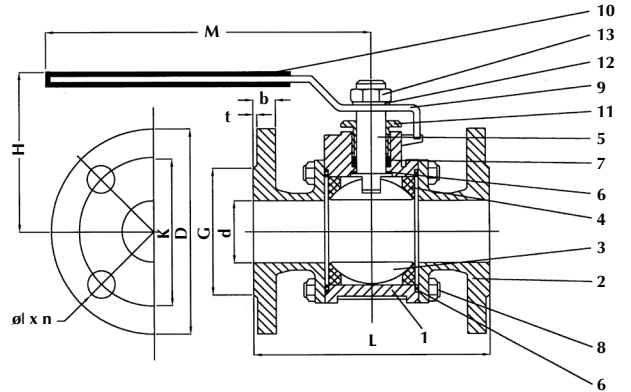
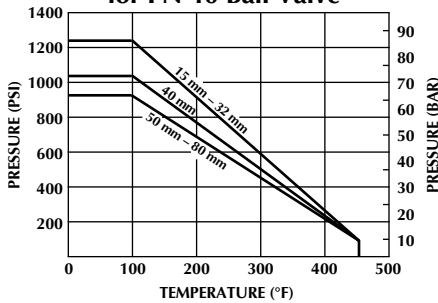


3-PIECE STAINLESS STEEL FLANGED BALL VALVES DIN (PN 40) – JIS (40 K) – ANSI (600 PSI)

No.	Part	Material	Qty.
1	Body	WCB 316	1
2	Cap	WCB 316	2
3	Ball	304 316	1
4	Seat	Rein Teflon 15% Gel	2
5	Stem	AISI316	1
6	Thrust Washer	Rein Teflon 15% Gel	1
7	Stem Packing	Teflon	2
8	Bolt Nut	AISI304	4
9	Handle	AISI304	4
10	Plastic Cover	Plastic	1
11	Gland Nut	AISI304	1
12	Stem Washer	AISI304	1
13	Stem Nut	AISI304	1



Pressure Temperature Rating for PN 40 Ball Valve

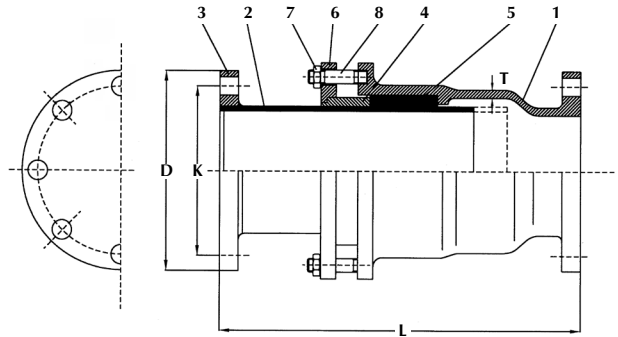


	d	K	G	D	H	M	L	b	t	l/n	CV Factor	Torque N/M	KG
1/2"	15	65	45	95	49	115	130	14	2	14/4	10	4.3	2.1
3/4"	20	75	58	105	52	115	150	16	2	14/4	25	6.5	3.1
1"	25	85	68	115	72	152	160	16	2	14/4	35	10.1	4.1
1-1/4"	32	100	78	140	78	152	180	16	2	18/4	45	15.8	6.0
1-1/2"	40	110	88	150	86	186	200	16	3	18/4	80	18.7	7.4
2"	50	125	102	165	95	186	230	18	3	18/4	110	23.0	10.5
2-1/2"	65	145	122	185	130	234	290	21	3	18/8	310	43.0	16.4
3"	80	160	138	200	142	234	310	21	3	18/8	360	220	24.0

Unit: mm unless noted otherwise

SLIDE TYPE EXPANSION JOINTS DIN – JIS – ANSI

No.	Description	Material
1	Body	Nodular Iron FCD 45
2	Sleeve	Stainless Steel SUS 304
3	Flange	Steel SS 41
4	Bush	Brass BC 6
5	Packing	Synthetic Rubber
6	Gland	Steel SS 41
7	Stud Bolt	Stainless Steel SUS 304
8	Nut	Stainless Steel SUS 304



Still and non-shock water of 120°C or less	Steam of 205°C or less	Oil of 120°C or less
Max. working pressure = 14 kg/cm	Max. working pressure = 10 kg/cm	Max working pressure = 10 kg/cm

Size	50		65		80		100		125		150		200		250			
Set Length	368		382		415		415		432		439		450		475			
L (Max. Length)	423		442		475		475		492		499		518		535			
L (Min. Length)	313		322		355		355		372		379		398		415			
	No. of Holes		No. of Holes		No. of Holes		No. of Holes		No. of Holes		No. of Holes		No. of Holes		No. of Holes			
	D	K	D	K	D	K	D	K	D	K	D	K	D	K	D	K		
ANSI 150	NA	NA	190	152	8	229	190	8	254	216	8	279	241	8	343	298	8	
ANSI 300	NA	NA	210	168	8	254	200	8	279	235	8	318	270	12	381	330	12	
JIS 5K	130	105	4	155	130	4	180	145	4	200	165	8	235	200	8	320	280	8
JIS 10K	155	120	4	175	140	4	210	175	8	250	210	8	280	240	8	330	290	12
JIS 20K	NA	NA	200	160	8	225	185	8	270	225	8	305	260	12	350	305	12	
PN 10	165	125	4	185	145	4	220	180	8	250	210	8	285	240	8	340	295	8
PN 16	165	125	4	185	145	4	200	160	8	220	180	8	250	210	8	340	295	12

Unit: mm



EAST COAST
Branchburg, NJ
Tel: 732.247.2300
Fax: 732.247.7258

GULF COAST
Houston, TX
Tel: 713.682.2400
Fax: 713.682.2624

SOUTHEAST
Davie, FL
Tel: 954.321.0784
Fax: 954.321.2591

WEST COAST
Paramount, CA
Tel: 562.633.4141
Fax: 562.633.3280