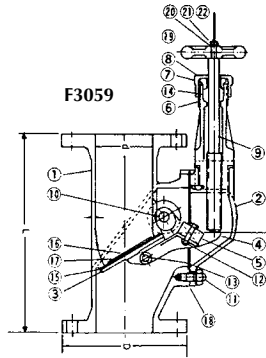


CAST STEEL VERTICAL AND ANGLE STORM VALVES

With Locking Device — Flanged Ends

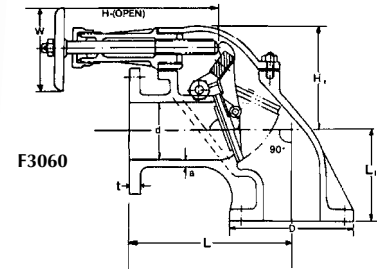



JIS F3059 – 5 kgf/cm² Straight

Size	d	L	L ₁	D	t	a	H	H ₁	W	Weight
50	50	210	—	130	14	8	131	328	100	11.5
65	65	240	—	155	14	9	141	335	100	16.5
80	80	260	—	180	14	9	155	335	125	21.6
100	100	280	—	200	16	10	171	340	125	29.6
125	125	330	—	235	16	11	195	340	125	43.6
150	150	360	—	265	18	12	212	345	125	51.6

Unit: mm

No.	Parts	Material
1	Body	Cast steel
2	Bonnet	Cast steel
3	Disc	Bronze
4	Disc lever	Bronze
5	Weight	Lead
6	Bushing	Bronze
7	Nut	Bronze
8	Gland	Bronze
9	Spindle	Brass
10	Plug	Brass
11	Stud bolt & nut	Brass
12	Screw & nut	Brass
13	Pin	Brass
14	Packing	TFE
15	Packing	Neoprene
16	Plate	Bronze or brass plate
17	Screw & nut	Brass
18	Gasket	Synthetic Rubber
19	Hand wheel	Cast iron
20	Name plate	Brass
21	Handle nut	Brass
22	Split pin	Brass wire



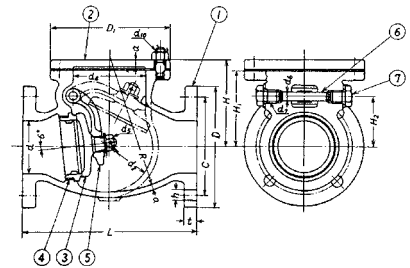
JIS F3060 – 5 kgf/cm² Angle

Size	d	L	L ₁	D	t	a	H	H ₁	W	Weight
50	50	170	90	130	14	8	131	328	100	13.0
65	65	200	100	155	14	9	141	335	100	19.0
80	80	220	120	180	14	9	155	335	125	23.8
100	100	250	130	200	16	10	171	340	125	29.6
125	125	270	150	235	16	11	195	340	125	50.0
150	150	310	165	265	18	12	212	345	125	67.0

Unit: mm

CAST IRON SWING CHECK VALVES WITH BRONZE TRIM

JIS F7372 – 5 kgf/cm² JIS F7373 – 10 kgf/cm²



Size	d	L	D	C	No.	h	Bolt	t	H	a	D ₁	d ₆	d ₇	(kg)
50	50	190 (210)	130 (155)	105 (120)	4 (4)	15 (19)	M12 (M16)	16 (20)	97 (109)	8 (10)	135 (150)	9	M12 x 1.25	9.06 (13.6)
65	65	220 (240)	155 (175)	130 (140)	4 (4)	15 (19)	M12 (M16)	18 (22)	119 (126)	9 (11)	155 (170)	11	M16 x 1.5	13.9 (19.6)
80	80	250 (270)	180 (185)	145 (150)	4 (8)	19 (19)	M16 (M16)	18 (22)	129 (136)	9 (11)	185 (185)	12	M16 x 1.5	19.1 (22.6)
100	100	280 (300)	200 (210)	165 (175)	8 (8)	19 (19)	M16 (M16)	20 (24)	146 (153)	10 (12)	205 (205)	14	M20 x 1.5	27.1 (30.9)
125	125	330 (350)	235 (250)	200 (210)	8 (8)	19 (23)	M16 (M20)	20 (24)	171 (180)	11 (13)	235 (250)	17	M20 x 1.5	39.0 (49.2)
150	150	380 (400)	265 (280)	230 (240)	8 (8)	19 (23)	M16 (M20)	22 (26)	198 (205)	12 (14)	265 (275)	20	M24 x 2	53.7 (54.9)
200	200	460 (480)	320 (330)	280 (290)	8 (12)	23 (23)	M20 (M20)	24 (26)	235 (242)	15 (17)	330 (330)	24	M30 x 2	94.4 (103)
250	250	550 (—)	385 (—)	345 (—)	12 (—)	23 (—)	M20 (M—)	26 (—)	290 (—)	16 (—)	390 (—)	28	M36 x 2	150 (—)

Unit: mm; () = 10kgf/cm² Dimension

No.	Part	Material	JIS	
1	Body	Cast Iron	G5501	FC 20
2	Bonnet	Cast Iron	G5501	FC 20
3	Disc	Cast Bronze	H5111	BC 6
4	Seat	Cast Bronze	H5111	BC 6
5	Arm	Cast Bronze	H5111	BC 6
6	Hinge Pin	Brass Bar	H3250	C3771BD
7	Plug	Brass Bar	H3250	C3771BD



EAST COAST
Branchburg, NJ
Tel: 732.247.2300
Fax: 732.247.7258

GULF COAST
Houston, TX
Tel: 713.682.2400
Fax: 713.682.2624

SOUTHEAST
Davie, FL
Tel: 954.321.0784
Fax: 954.321.2591

WEST COAST
Paramount, CA
Tel: 562.633.4141
Fax: 562.633.3280