

The logo features a large white circle on a dark blue background. To the left of the circle, a series of white, overlapping, curved lines create a sense of motion, resembling a stylized wave or a series of concentric arcs. To the right of the circle, the words "Japan Quality" are written in a serif font. The word "Japan" is in red, and "Quality" is in white.

Japan Quality

The word motenashi is the Japanese word for "hospitality,"

and it is a quality that is firmly engraved on the spirit of all Japanese people.

It is said that the origins of motenashi lie in the terms

"straightforward" and "carry through," and it expresses the desire to provide others

with the highest levels of consideration.

The concept behind motenashi is to show consideration not only at a particular moment,

but at all times regardless of whether the recipient is there or not,

and to satisfy all requirements before the recipient realizes what the recipient requires.

Making the best use of the knowhow and experience we have built up over

the course of many years in the fields of remote elevator observation and control systems,

we at Nippon Lifts Engineering, Inc. have been providing support for marine elevator maintenance

for over ten years from our branches spread throughout the world.


Our expert workforce is well-versed in both English and elevator technology,

and is fully capable of arranging preeminent engineering services by our global partners

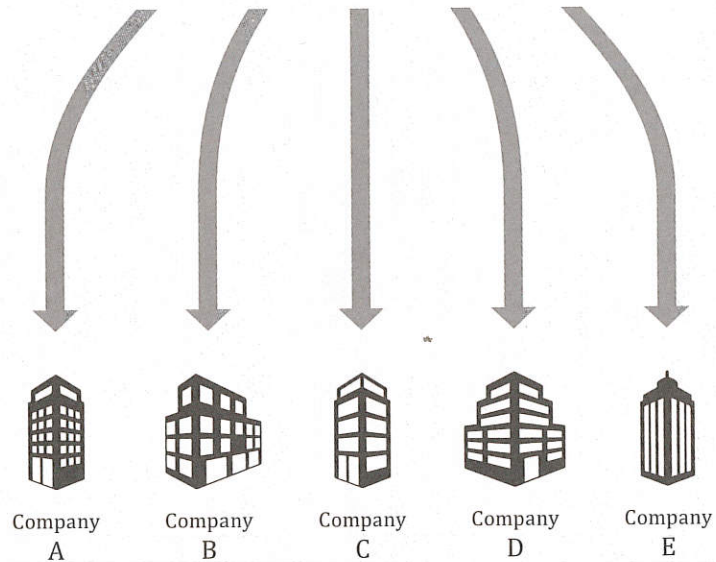
in alignment with the voyaging schedules and needs of the vessels in operation.

J a p a n Q u a l i t y

Before



Vessel Manager / Procurement Officer




It is necessary to arrange manufacturers and maintenance service companies for each and every elevator.

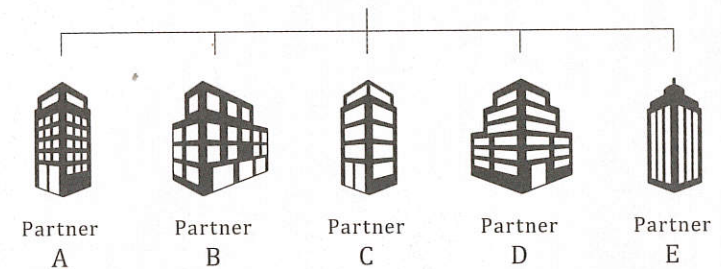
After



Vessel Manager / Procurement Officer



NLE



Simply contact us at NLE and we will arrange engineers in alignment with the voyaging schedule of your ship.

Q

In what areas can services be provided?

A


We will dispatch marine elevator engineers from our service station to your country.



What type of maintenance records and certification do you issue?

We issue reports and certificates on maintenance when all inspections and maintenance work have been completed.






[Certificate]

<h1>Marine Elevator</h1> <h1>Certificate</h1>	
<p>This certificate is issued for the elevator on board the vessel</p> <p><vessel name></p> <p><Builder & Hull number></p> <p>For</p> <p>Annual Inspection</p> <p>Performed by Nippon Lifts Engineering, Inc. on <date></p> <p>in Port/place>.</p>	
<p>Certificate no.: NLEx-XXXX</p>	
<p>Elevator specifications:</p> <p>Maker:</p> <p>Type:</p> <p>Rate load:</p> <p>Passenger:</p> <p>Speed:</p>	
<p>Approved by</p>	
<div style="display: flex; justify-content: space-between; align-items: center;"> <div> <p>NLE</p> <p>YOKOHAMA JAPAN</p> </div> <div>  </div> </div>	
<p>2-1-1 Higashi-cho, Yokohama, Kanagawa 223-0292 JAPAN TEL 044-524-1111 FAX 044-524-1171 e-mail: info@nle.co.jp</p>	

[Service Report]

[illegible]

[Photo Report]

船舶用エレベータ Marine Elevator Photo		NLE YOKOHAMA JAPAN Nippon Life Engineering Inc.	
Attachment to the Service Report (e 船舶検査証明書):			
船名: <u>NLE Ship Management</u>		Page: 1 of 3	
船主: _____ 船名: _____ 船名: _____	船主: _____ 船名: _____	1-5-1 Shirogatahama Kaituma-cho, Yokohama JAPAN 222-0023 Tel. +81 045 478 1700 Fax +81 045 478 1782 info@nle-jp.co.jp www.nle-jp.co.jp	
			
Main sheave check		Elevator actual speed check	
			
I hereby certify that the above-mentioned work has been properly completed.		上記検査作業は正しく完了した。	
検査者: _____ 検査者: <u>Chiba, Japan</u> 検査者: _____ 検査者: _____ 検査者: _____	検査者: _____ 検査者: _____ 検査者: _____ 検査者: _____ 検査者: _____	検査者: _____ 検査者: _____ 検査者: _____ 検査者: _____ 検査者: _____	
検査者: <u>Nippon Life Engineering Inc.</u>		検査者: _____	

Q

What sort of service menu does NLE have?

A

Our menu contains a wide range of services designed to reduce workloads.

Annual Elevator Inspections

We thoroughly check over one hundred different items and recommend necessary replacement of parts. We issue certificates after the inspections are finished in addition to service reports and photo reports.

Safety Inspections

We carry out safety inspections on elevators. We issue certificates in addition to service reports and photo reports. We also suggest part replacements and provide advice on safety.

Load Tests

We carry out load tests on elevators in conformance with the maritime rules and vessel classes in effect for the country of registration. We issue certificates when the tests are finished.

Trouble Shooting

We provide a troubleshooting service when elevators break down or malfunction. We isolate the causes and solve the problems.

Elevator Repairs

In addition to replacing aging wire ropes and electrical components, etc., we also repair and replace malfunctioning parts.

Elevator Modernization

We provide elevator modernization services in accordance with necessity.

Component Supplies

We can arrange manufacturer's genuine components, substitute components, consumables and all other related parts.

Hotline & Consulting

We can create elevator maintenance schedules. We can also solve problems related to malfunctions, etc., with the use of the Internet, as well as provide advice in real-time by email, facsimile and telephone.

* Inquiries also accepted in English.

Miscellaneous

We are able to provide flexible support in alignment with customer requirements, including proposals for reducing workloads and costs, safety awareness activities as well as human resource recruiting for various positions.

Q

What kind of company is NLE?

A

NLE is a company managed by people with experience as ships' officers.

In addition to acquiring ISO9001 certification, five of our employees are qualified as inspectors certified by the Minister of Land, Infrastructure, Transport and Tourism.

We also employ an experienced Filipino workforce capable of providing support on a global scale.

[Certificate of Patent]



[Certificate of Accreditation]



[Qualified Elevator Inspector Certificates]



www.nle-jpn.co.jp

NIPPON LIFTS ENGINEERING INC.

Shin-Yokohama Urban Square, 1-3-1 Shin-Yokohama, Kohoku-ku, Yokohama, JAPAN zip222-0033 [Contact] Mail: marine@nle-jpn.co.jp Tel: +81 45 478 1790

